

# ENR THE TOP 600

Overview p. 54 // Specialties Analysis p. 54 // Profitability p. 54 // New Contracts p. 54 // Market Analysis p. 55 // Volume p. 55  
KHS&S Contractors Installs a Celestial Ceiling p. 56 // Top 600 Dialogue p. 57 // Keller North America is Rebranding p. 58  
Top 50 Electrical Firms p. 59 // Top 50 Mechanical Firms p. 60 // Top 20 Masonry Firms p. 61 // Top 20 Concrete Firms p. 61  
Top 20 Wall and Ceiling Firms p. 61 // Top 20 Utility Firms p. 61 // Top 20 Glazing and Curtain Wall Firms p. 62 // Top 20 Painting  
Firms p. 62 // Top 20 Excavation and Foundation Firms p. 62 // Top 20 Roofing Firms p. 62 // Top 20 Demolition and Wrecking  
Firms p. 63 // Top 20 Asbestos Abatement Firms p. 63 // Top 20 Sheet-Metal Firms p. 63 // Top 20 Steel Erection Firms p. 63  
Top 20 Fire Protection and Sprinklers Firms p. 64 // NorthStar Group Services Decommissions Vermont Yankee p. 64  
How To Read the Top 600 Tables p. 64 // The ENR Top 600 Specialty Contractors List p. 65 // Where To Find the Top 600 p. 78

## REACHING NEW HEIGHTS

A Tilson Technology Management Inc. electrician climbs a cell tower in Salt Lake City in preparation to install an upgrade.



PHOTO COURTESY OF TILSON TECHNOLOGY MANAGEMENT INC.

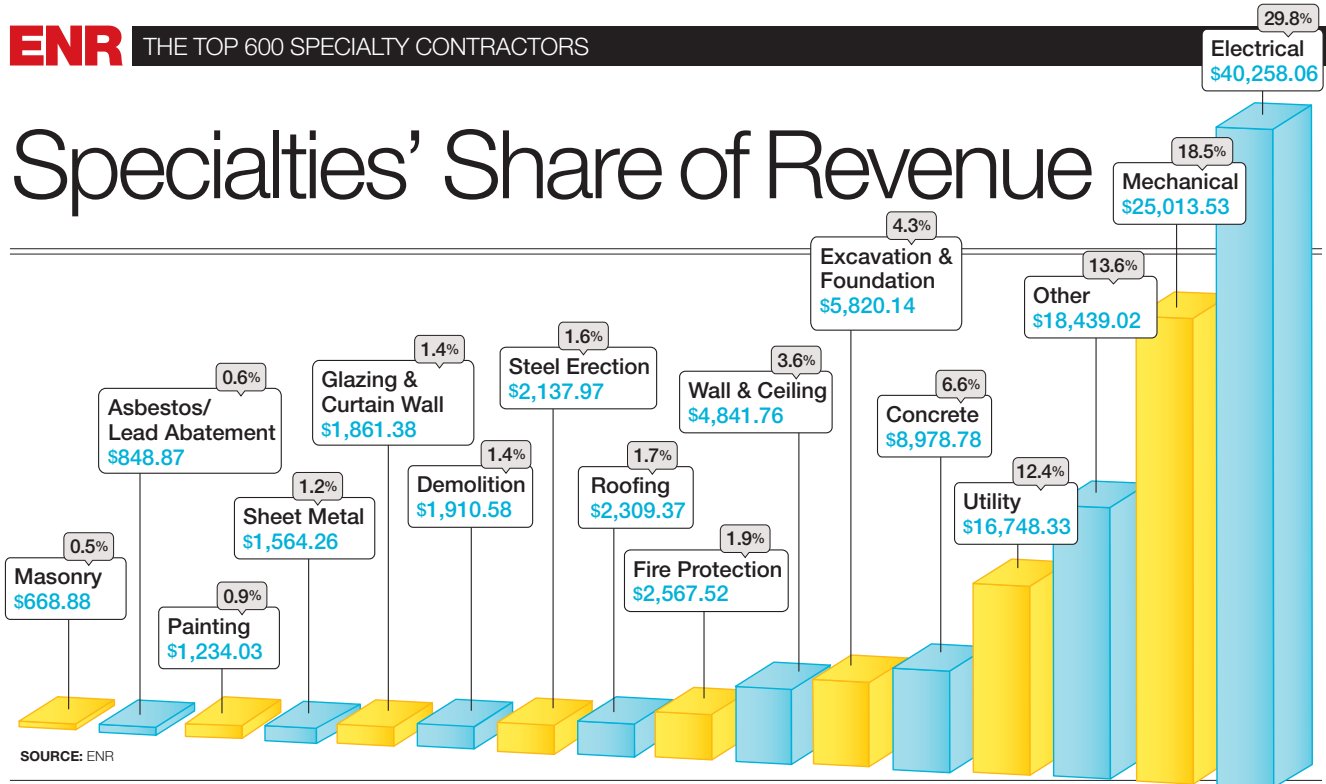
NUMBER 334

## How Long Will the Boom Last?

The market continues to grow, but many specialty trade contractors are beginning to look ahead to prepare for an inevitable slowdown. By Gary J. Tulacz



# Specialties' Share of Revenue



SOURCE: ENR

## The Top 600 Specialty Contractors' Profitability



SOURCE: ENR

Loss in profits  
Gain in profits  
(Measured in firms reporting)

## The Top 600 Specialty Contractors' New Contracts



2018  
2019  
(Measured in \$ millions)

The market for large specialty contractors has been growing for nearly a decade and most see the current market continuing to be robust. However, there is a general feeling that a downturn may be in the offing and many large firms are watching for, and sometimes finding, cracks in the boom.

The strength of the current market can be seen in the results of this year's ENR Top 600 Specialty Contractors list. As a group, the Top 600 generated revenue of \$135.20 billion in 2018, up 9.0% over \$124.04 billion in 2017 and a 20.1% hike from \$112.72 billion the year before. Revenue for the Top 600 now has risen 103.9%—more than doubling—since the market recovery began in 2011.

The question now becomes whether the market will continue to grow into 2020 and beyond. "The market has been pretty remarkable," says Charles A. Bacon III, CEO of Limbach Facility Services. He says that architects remain busy and there is a steady flow of work in the pipeline, indicating a continuing strong market. "But the economy may go one way or another next year with the elections coming up. We are all wondering when the party will end."

Many contractors are beginning to worry that the market may have run its course and may start declining. "Today's market is unnerving. While we have all seen widespread growth over the past few years, it's



**"Today's market is unnerving. While we have all seen widespread growth over the past few years, it's tough to tell what markets will remain stable moving forward."**

Coleman Jones, Director of Business Development, Pioneer Cladding & Glazing Systems

tough to tell what markets will remain stable moving forward," says Coleman Jones, director of business development at Pioneer Cladding & Glazing Systems. He says healthcare and education should remain strong, but he worries that the commercial office and multiunit residential may eventually scale back.

Many executives in the general building market are concerned that the private sector may begin to contract. "We are seeing a pull back on private development, including apartments. To offset that, we have found there are a lot more public projects, schools and water/wastewater projects," says Seth Anderson, CEO of Weifield Group Contracting.

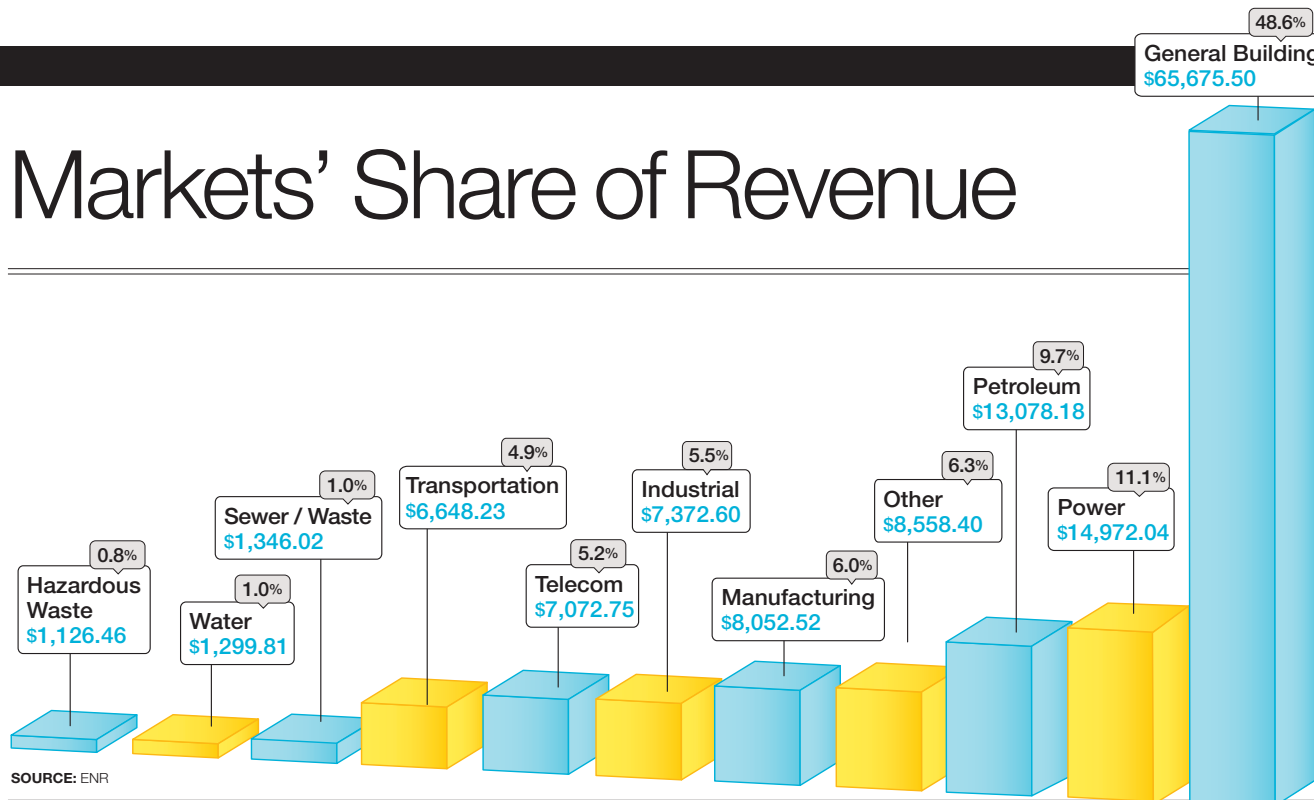
## Preparing for a Slowdown

Many specialty contractors are beginning to prepare for the eventual slowdown in the market. For example, Limbach is putting more emphasis on its service and maintenance group. "On the contracting side, we are slowing that down a little because of the craft shortage," says Bacon. On the other hand, he projects that the firm's service group will grow at a double-digit rate. "We see incredible growth in the service sector."

Limbach is not the only specialty contractor to see strong growth on the service side. "To help us weather the next construction downturn, we have been focusing on growing and strengthening our service and

48.6%  
General Building  
\$65,675.50

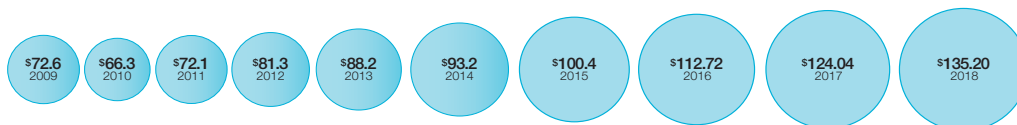
# Markets' Share of Revenue



SOURCE: ENR

## Comparing the Past Decade's Specialty Contractor Revenue

Measured in \$ billions SOURCE: ENR



tenant fit-out group, because even in a down construction market, people will always need to service their equipment," says Len Monfredo, Executive Vice President, E.M. Duggan Inc. He notes that in a soft economy, many owners scale back or move their operations, providing additional work for E.M. Duggan.

APi Group Inc. also has been preparing for a possible recession. "APi has been able to diversify our business through a mergers and acquisition strategy. Doing this has allowed for a more recession-proof model," says Russ Baker, CEO. He says APi has also focused on growing its service business. "That work not only expands our business offerings, but also will be there regardless of the economic times."

For some contractors, large-scale projects can serve as a buffer against a declining market. "We're fortunate to be among a select group of contractors who can staff and build larger, multiyear capital projects across the U.S., which is a huge advantage as we head into an uncertain market," says Tom Schott, CEO of Cupertino Electric. He says that having the mix of long- and short-term work helps to provide a solid backlog, no matter what direction the market is heading.

### Relationships

Most specialty contractors are working hard to maintain good relations with general-contractor clients.

**536**

Firms on the list that sent in a survey in 2018

**70.7%**

Firms that increased revenue in 2018 from 2017

**28.9%**

Firms that had lower revenue in 2018 than in 2017

However, workforce shortages have begun to put a strain on projects. "Relations with general contractors have been stressful due to the workforce shortage in the industry," says Anderson of Weifield Group. He says that these shortages have resulted in projects running behind, people getting burned out and fingers being pointed. "I have been meeting with our general contractors to really figure out ways we can build back the trust," he says.

GCs also are paying close attention to subs' ability to execute. "As a group, general contractors are doing a much more intensive risk assessment of subcontractors in the pre-contract award phases of a project," says Tom Donnelly, President of BrightView Landscape Development. He says questions about safety records, bonding capacity, workforce availability and balance sheet strength are intense.

This caution is well founded. Many firms are beginning to see competitors take on more work than they can handle. This can cause cash-flow and worker shortage problems. It is said that more contractors fail in a boom market than in a recession because they don't pay attention to their workload. "We do see some of our competitors getting overextended," says Ted Lynch, CEO of Southland Industries. He says that many overstretched contractors end up looking for mergers and acquisitions as an exit strategy when

**Wall and Ceiling**

# Hollywood Style in Florida



KHS&S Contractors (**No. 69**) is wall and ceiling contractor on the \$1.5-billion expansion of the Seminole Hard Rock Hotel & Casino project in Hollywood, Fla. The guitar-shaped facility will open on Oct. 24.

they get into trouble from too much work.

Price-driven bids are a growing problem. “In the near term, we see our competition competing purely on pricing, rather than focusing on delivering value through structural cost reductions,” says Jerrit Coward, CEO of Expanse Electrical Co. He says Expanse is unwilling to get into bidding wars but instead works with clients to bring more cost-effective solutions without sacrificing reliability.

Many firms now are being more selective about the clients they pursue. “This includes clients that have a historical book of business that aligns with our core services, as well as new clients where we may be able to offer our services. For Bond, it’s not about how many projects we can do. It’s about how many clients we can support,” says Tony Bond, President, Bond Bros. Civil & Utility Division.

Concern about owners and general contractors is spreading. “We have all become extremely selective in the work we pursue,” says Bacon. When he sees sales by a general contractor beginning to spike, he says, “we take that as a warning sign that they may not be able to manage the volume of work.”

Bacon says that a GC’s site management team is the key to success on any project. “When you see teams you are used to working with, that is fine. But when you see a pick-up team on site, you have to begin to



**“As a group, general contractors are doing a much more intensive risk assessment of subcontractors in the pre-contract award phases of a project.”**

Tom Donnelly, President, BrightView Landscape Development, Inc.

worry,” he says. “You need a great project superintendent to make a project work.”

However, Lynch says that Southland Industries is very selective about the GCs they work for. “We stick with a small group of GCs that we know are reliable and deliver quality.”

Owners also are presenting new pressures on GCs and specialty contractors. “Customers’ and contractors’ focus on safety and environmental aspects has affected the industry as a whole. Over the past couple of years, customers have really been focusing on and enforcing their safety and environmental policies,” says Emanuel A. Paris IV, senior project manager at Alex E. Paris Contracting Co.

Paris says that “safety first” used to be just a slogan. “However, over the past several years, I think that the customers have really owned up to this statement and are have begun to walk the talk. Contractors are forced to deal with, on a daily basis, the multitude of different safety and environmental regulations/standards.” He notes that the paperwork and supervision requirements increase operating costs for the contractors. But more importantly, “if a contractor does not meet certain safety benchmarks, then they may not be allowed to bid projects for certain customers.”

## A Seat at the Table

The trend toward alternative project delivery is continuing to accelerate, and most subcontractors are happy to gain earlier input into the design process. “We have been a party to several real-deal integrated project delivery (IPD) contracts and like the process,” says Lynch. “IPD finally gives the trade contractor a seat at the table.”

Lynch says Southland’s in-house engineering group is a valuable addition to such delivery systems as design-build and IPD. But he cautions that GCs and specialty contractors have to be careful to make sure all the partners have experience in a collaborative contracting approach. “Some firms that aren’t experienced in IPD contracts can bring the whole process down. It is up to the experienced partners to make sure everyone is on the same page.”

The increasing use of design-build is key for getting the team together. “We have seen projects try many different ways of execution—and when we use the design-build approach, it empowers us to make sure we deliver the right product for the right price,” says Anderson of Weifield Group. “I can see these as benefits if the intentions are right. IPD and public-private partnerships (P3s) will have the same problems as any other delivery methods if the trust isn’t there or the intention behind the delivery isn’t right,” he says.

# The Top 600 Dialogue

## What steps are you taking to recruit and/or retain workers?



**EARL C. "DUKE" AUSTIN JR., CEO**  
**QUANTA SERVICES**  
Houston

We have incrementally invested more than \$100 million over the last five years in workforce development and training initiatives—to continue to address the craft-skilled workforce shortage for us and across the industry.



## Do you see any techniques or technologies that are improving productivity?



**ROB STROBEL, CEO**  
**LITHKO CONTRACTING LLC**  
West Chester, Ohio

We are using a bar code technology that not only scans a worker on and off the clock, but also allows us to track productivity with standardized cost codes. This produces real-time big data, which helps us understand pricing and risks.



**SETH ANDERSON, CEO**  
**WEIFIELD GROUP CONTRACTORS**  
Centennial, Colo.

With the Associated General Contractors of Colorado, we are making a big push to work with school districts in bringing back programs to help people develop their technical skills. There aren't enough people to fill the trades.



**JOSHUA BRODER, CEO**  
**TILSON TECHNOLOGY MANAGEMENT**  
Portland, Maine

Increasingly affordable cloud tools like Microsoft Azure and 365 are quickly becoming necessities for larger firms to find focus for scarce management resources on their industry-specific information systems.



**DAN LYKKEN, VICE PRESIDENT**  
**HERMANSON CO.**  
Kent, Wash.

Hermanson University provides advancement to employees, including improved communication skills, project management training and technical expertise. Courses allow employees the necessary training to advance their careers.



**REAGAN J. PERRY PE, EXEC. VP**  
**MACDONALD-MILLER FACILITY SOL.**  
Seattle

We have created the MLAB—a virtual reality room that allows people to walk through, measure, move and modify anything about a building, including its architecture, design, landscaping, plumbing or heating.



**WILLIS WIEDEL, PRESIDENT**  
**ENCORE ELECTRIC INC.**  
Lakewood, Colo.

Encore Electric supports our employees above and beyond pay and benefits. We provide educational assistance and support throughout their careers, offer family support programs like Face It Together and celebrate our successes.



**MIKE GREENAWALT, SENIOR VP**  
**ROSENDIN ELECTRIC**  
San Jose, Calif.

The wider adoption of BIM, including augmented reality/virtual reality and electronic cloud-based communications such as PlanGrid, BIM360 Field, BIM360 Plan, and Trello, are helping to change construction.



**CHARLES A. BACON III**  
**LIMBACH FACILITY SERVICES**  
Pittsburgh

Limbach is establishing a new program this month, Hearts and Minds, where trainers are being brought in to help project managers and superintendents to identify signs of depression in workers and how to react to them.



**TROY LOWERY, COO**  
**HERMANSON CO.**  
Kent, Wash.

The Univ. of Washington performed a VSM analysis of our modular assembly production. Based on their findings, Hermanson invested \$3 million in new equipment for the shop and has reduced waste in the shop by roughly 22%.



**Excavation and Foundation**

# Keller North America Rebrands



Keller North America (**No. 9**), the parent company of many of the largest excavation and geotechnical contractors in the U.S., is rebranding. Starting on Jan. 1, all the geotechnical contractors under the Keller umbrella will be merged into a single entity and operate under the Keller banner.

On July 11, Keller announced that the following geotechnical contractor subsidiaries will be combined into a single entity: Hayward Baker (ranked No. 23 last year); Keller Foundations Canada (No. 225); Case Foundations (No. 249); McKinney Drilling (No. 254); HJ Foundation (No. 289); Bencor Global (No. 396); Case Atlantic; and Moretrench. However, Moretrench Industrial, Suncoast Post Tension (No. 98 last year) and Cyntech will stay as separate companies within the Keller North America organization, as they feature products and services not connected to the geotechnical side of the business.

Until now, each of the eight merged companies had been operating independently as separate companies with their own financials, marketing and responsibilities. This caused confusion among clients. “We have had customers calling us trying to understand which Keller company they should contact for

specific types of work. In some cases, we had two different Keller companies as subcontractors on the same project,” says Eric Drooff, chief operating officer for Keller North America. For example, one firm might have been doing soil stabilization and another doing foundation work.

Starting on January 1, all the old names will disappear and Keller North America will be the name they all use. Instead of separate brand names, the company will be divided into seven geographic groups, and another for specialty products.

“While the names are going away, the people remain the same,” says Drooff. “This is a relationship business and we want our customers to know they will still be working with people they know and trust.” While there will be some flattening of management, each company’s principals will still be there.

Drooff says this rebranding has been under study for the past two years. “We have spent a lot of time rolling this out, consulting with people inside and outside the company throughout the process,” Drooff says. He is aware that some people might be distressed about losing their brand names, “but it was much less than we had expected.” And as for clients? “Their main reaction was, ‘What took you so long?’” ■

While many subcontractors like the idea of early involvement in a project’s decision making process, some are wary of recent developments in alternative project delivery. For Limbach, public-private partnerships are not a good option. “It simply costs too much to prepare a bid on a P3 project to make it worthwhile,” says Bacon.

IPD is more attractive in theory, but not necessarily in execution. One general contractor working on a large, and so far successful, IPD project conceded that a major problem with one participant could dry up the entire profit pool for all the parties on the project. As for subcontractors, “I have not seen IPD delivery to be financially successful,” says Michael Cannon, CEO of KHS&S-East Coast.

Bacon of Limbach is wary of IPDs. “They have become a squeeze play by owners to push risk down the food chain,” he says. “We continue to do IPDs, but never with a green team, only with those firms we trust and that have experience with IPDs.”

Many subcontractors are seeing the increased use of design-assist and even getting brought in early in the planning stage to assist owners develop their project. “Our in-house design group is seeing many owners asking us to come in early to help them understand the project’s scope and pricing structure and help them determine who the reliable GCs are for their type of job,” says Bacon.

### Finding Staff

Shortages in the trades and in project supervision are a fact of life for specialty contractors. As part of the Top 600 Contractors survey, ENR asked whether each firm had experienced staff shortages. Of the 554 companies that responded to the question, 74.9% said they had seen shortages. This is only a slight decrease from the 78.9% that were experiencing shortages in last year’s survey.

A major complaint from many specialty contractors is that no one informs young people of the opportunities available in the trades. “Most of our hires over the last year have been people off the street who know about our company,” says Paris of Alex E. Paris Contracting. He blames the school systems. “Our schools focus a lot on getting students to go and get secondary education and do not explain to students that they can have a really good job with good pay, without having a college education.”

This leaves to industry organizations and individual firms the duty of spreading the word that construction is a viable and satisfying career choice. One simple and innovative program to get young people interested in the industry is Encore Electric’s “Encore

Electric Mobile Escape Room.” It is a small trailer, towed from school to school, with a very basic, color-coded circuit board. Students at those schools go through a series of electrical puzzles to “escape” the room. It is a fun game for students but with a serious long-term purpose for the industry: to get young people interested in the trades.

“We are looking to inspire high school and middle school students to consider all of their options when thinking about careers. We help them understand what it’s like to be an electrician,” says Willis Wiedel, Encore’s president. “It’s a long-term play, although in the past we have hired some students right out of school into our apprenticeship program. We’re looking for the best and brightest of these students.”

The staff shortages are not limited to the trades. Many specialty contractors also are experiencing shortages at the supervisory level. Contractors increasingly are developing career path programs to bring in foremen and others in the trades into supervisory positions. “As a company, we have developed internal programs to help get people up to speed faster than the normal path,” says Anderson of Weifield Group. So the firm



**“For Bond, it’s not about how many projects we can do. It’s about how many clients we can support.”**

Tony Bond,  
President, Bond  
Bros. Civil &  
Utility Division

developed its WULF group (Weifield Upcoming Leaders Forum), “where we target people to become leaders, including in our prefabrication division. Once we have a group doing things the Weifield Way, we will be able to increase our growth by having more people who can train, teach, and mentor.”

Cupertino Electric is another firm working to bring people in the trades into supervisory positions. “The most significant thing we’re doing to get our next-level leaders up to speed quickly is continuing to invest in our Foreman Development program that builds leadership skills from within company ranks,” says Schott. He says the firm provides defined training and development opportunities for both field and office employees that allow them to grow their skills and lead others “so that we have an available bench of talent.”

The industry is beginning to work harder to attract women in the crafts, but has only had middling success. Bacon of Limbach notes that women make up only 1.6% of the construction craft workers at present. “We can do dramatically better just by showing women that this is a great industry to work for.”

At a recent meeting of the Incident & Injury Free

## THE TOP 50 FIRMS IN ELECTRICAL

RANK	RANK	FIRM	(\$ MIL.)	% CHANGE	RANK	RANK	FIRM	(\$ MIL.)	% CHANGE
2019	2018		2018 REV.	'17-'18	2019	2018		2018 REV.	'17-'18
1	1	QUANTA SERVICES	6,367.5	+14	26	21	MOTOR CITY ELECTRIC CO.	377.9	-10
2	2	EMCOR GROUP INC.	1,951.4	+7	27	29	ISC CONSTRUCTORS LLC	367.0	+17
3	3	ROSENDIN ELECTRIC	1,641.8	+6	28	32	HATZEL & BUEHLER INC.	362.4	+31
4	4	MYR GROUP INC.	1,531.0	+9	29	16	FIVE STAR ELECTRIC CORP.	350.0	-26
5	7	CUPERTINO ELECTRIC INC.	1,170.0	+68	30	30	MILLER ELECTRIC CO.	335.7	+13
6	6	M.C. DEAN	816.0	+7	31	28	DAVIS H. ELLIOT CO. INC.	334.3	+3
7	5	MDU CONSTRUCTION SERVICES GROUP INC.	809.2	+0	32	38	PRIME ELECTRIC	320.7	+48
8	9	MMR	802.0	+23	33	26	FISK ELECTRIC CO.	312.9	-8
9	13	IES HOLDINGS INC.	779.7	+55	34	31	NEW RIVER ELECTRICAL CORP.	293.1	+4
10	12	FAITH TECHNOLOGIES INC.	773.2	+49	35	39	TRI-CITY ELECTRICAL CONTRACTORS INC.	284.7	+33
11	8	MASTEC INC.	760.0	+15	36	**	MILLER ELECTRIC CO.	284.2	+154
12	10	HELIX ELECTRIC INC.	688.5	+10	37	43	CLEVELAND ELECTRIC CO.	281.7	+42
13	**	ARCHKEY SOLUTIONS	656.0	NA	38	34	ROGERS	267.3	+15
14	15	THE NEWTRON GROUP	603.0	+23	39	44	SPRIG ELECTRIC	249.0	+27
15	20	E-J ELECTRIC INSTALLATION CO.	596.5	+39	40	37	O'CONNELL ELECTRIC CO. INC.	248.3	+12
16	17	POWER DESIGN	575.1	+22	41	36	COCHRAN INC.	231.6	+4
17	11	MORROW-MEADOWS CORP.	568.5	+7	42	42	THE STATE GROUP INC.	230.0	+16
18	27	HUNT ELECTRIC CORP.	505.8	+50	43	**	ENCORE ELECTRIC INC.	225.0	+46
19	19	ALDRIDGE ELECTRIC INC.	498.4	+10	44	41	GAYLOR ELECTRIC INC.	224.4	+10
20	**	REDWOOD ELECTRIC GROUP INC.	480.0	NA	45	**	INGLETT & STUBBS LLC	214.8	+41
21	18	CONTI CORP.	464.7	-1	46	**	FREESTATE ELECTRICAL COS.	214.7	+49
22	23	CACHE VALLEY ELECTRIC CO.	454.7	+26	47	45	TRI-CITY ELECTRIC CO. OF IOWA	197.1	+1
23	14	BERGELECTRIC CORP.	431.4	-13	48	48	INTERSTATES	193.3	+12
24	22	WALKER ENGINEERING INC.	398.0	+7	49	**	VALLEY ELECTRIC	190.8	+43
25	24	WAYNE J. GRIFFIN ELECTRIC INC.	382.1	+8	50	**	LUDVIK ELECTRIC CO.	176.0	+49

NA=NOT AVAILABLE. \*\* =NOT PREVIOUSLY RANKED.

CEO Forum, a group of 17 general and specialty contractor CEOs that meet on safety issues, each CEO brought a “rising female star” to speak on women’s issues in construction, says Bacon, a founding member of the Forum. One of the problems some of the women identified related to an issue as simple as personal protection equipment. “Women are built differently from men and they can’t comfortably work in PPE designed for a man’s body,” Bacon says. “This has to change.”

**Predicting Technology**

Technology increasingly is aiding specialty contractors in adding efficiencies to their processes to make up for shortages of craft workers in the field. But the process is often difficult. “We are struggling in the construction industry to really take the new technologies and save efficiencies in the field,” says Anderson of Weifield Group. “We are using layout software, Building Information Modeling (BIM), onscreen takeoff, etc.—but many of these have been around for years. We are working on how do we figure out predictability of projects based on the history we have.”

Lynch of Southland says that BIM is hardly cutting-



**“It will be up to those of us older managers to use our experience to guide our younger staff through whatever comes.”**

Ted Lynch, CEO, Southland Industries

edge technology anymore. “But we are now seeing how valuable it can be when it is used in a collaborative project.”

Getting staff up to speed can often be a long, difficult process. For example, Rosendin was an early adopter of BIM technology back in 2008. “This created a steep learning curve, as we looked to train over 7,000 Rosendin employees on all levels, including management, to use the tools effectively,” says Mike Greenawalt, senior vice president. “The decade-long evolution has been about repetitions, practice, training, and use of these tools as a way of business.” But he says the company is proud of its success.

The big goal for specialty contractors, especially those in the service and maintenance sector, is predictive analytics. The ability to understand when a piece of equipment is reaching a critical point in its life is important for both the owner and the contractor.

Bacon of Limbach cites the manufacturing industry to contrast it with construction. “The manufacturer of a jet engine knows when its engines need to be serviced to extend their use. But when a chiller or compressor in a building goes down, it is always a surprise,” he says.

THE TOP 50 FIRMS IN MECHANICAL									
RANK		FIRM	(\$ MIL.) 2018 REV.	% CHANGE '17-'18	RANK		FIRM	(\$ MIL.) 2018 REV.	% CHANGE '17-'18
2019	2018				2019	2018			
1	1	EMCOR GROUP INC.	3,536.8	+3	26	7	TEAM INDUSTRIAL SERVICES INC.	240.0	-55
2	2	COMFORT SYSTEMS USA INC.	1,626.9	+12	27	27	KSW MECHANICAL	231.7	+18
3	3	ACCO ENGINEERED SYSTEMS	1,322.9	+42	28	38	J.C. CANNISTRARO	229.9	+59
4	5	SOUTHLAND INDUSTRIES	1,042.6	+23	29	17	RK MECHANICAL INC.	227.5	-22
5	4	API GROUP INC.	1,010.8	+19	30	**	HERMANSON CO. LLP	212.2	+88
6	6	TDINDUSTRIES	631.0	+4	31	33	E.M. DUGGAN INC.	212.2	+30
7	11	HARDER MECHANICAL CONTRACTORS INC.	617.0	+43	32	**	UNITED MECHANICAL	190.0	NA
8	8	MCKINSTRY	513.8	+2	33	25	JOHN E. GREEN CO.	189.0	-21
9	10	APOLLO MECHANICAL CONTRACTORS	465.7	+7	34	24	TERRA MILLENNIUM CORP.	185.3	-28
10	15	BRANDT	449.2	+51	35	31	IVEY MECHANICAL CO.	177.9	+1
11	16	U.S. ENGINEERING CO. HOLDINGS	436.0	+49	36	29	HILL MECHANICAL CORP.	175.6	-6
12	9	LIMBACH FACILITY SERVICES	425.7	-12	37	45	AMPAM PARKS MECHANICAL INC.	175.0	+35
13	30	MURPHY CO.	326.3	+75	38	39	DORVIN D. LEIS CO. INC.	168.7	+17
14	19	MCKENNEY'S INC.	324.3	+17	39	37	P1 GROUP INC.	168.3	+15
15	26	PAN-PACIFIC MECHANICAL LLC	315.0	+33	40	36	SAUER HOLDINGS INC.	164.8	+10
16	**	JH KELLY LLC	301.9	NA	41	46	MDU CONSTRUCTION SERVICES GROUP INC.	164.6	+34
17	**	BATCHELOR & KIMBALL INC.	296.8	NA	42	**	THE STATE GROUP INC.	153.3	+40
18	23	MMC CONTRACTORS INC.	294.5	+11	43	40	J.F. AHERN CO.	149.2	+8
19	20	MACDONALD-MILLER FACILITY SOLUTIONS	278.0	+1	44	42	MTECH MECHANICAL	146.5	+8
20	21	AZCO INC.	277.8	+4	45	43	PACIFIC RIM MECHANICAL CONTRACTORS INC.	132.0	-2
21	18	WDF INC.	265.6	-7	46	**	ARDEN BUILDING COS. LLC	130.3	+43
22	14	MURRAY CO.	256.0	-18	47	35	GRUNAU CO.	126.0	-19
23	28	CRITCHFIELD MECHANICAL INC.	241.7	+25	48	41	A.O. REED & CO.	125.4	-8
24	32	MB MECHANICALS HOLDINGS	241.2	+46	49	**	FRESH MEADOW MECHANICAL CORP.	121.1	+20
25	22	MECHANICAL INC.	240.1	-10	50	47	POLK MECHANICAL CO. LLC	121.0	+2

NA=NOT AVAILABLE. \*\* =NOT PREVIOUSLY RANKED.



## THE TOP 20 FIRMS IN MASONRY

RANK 2019	2018	FIRM	(\$ MIL.) 2018 REV.	% CHANGE '17-'18
1	5	WESTERN SPECIALTY CONTRACTORS	88.4	+73
2	4	J&E COS.	67.3	+31
3	2	SUN VALLEY MASONRY INC.	57.7	-1
4	3	NORTHLAND CONCRETE & MASONRY CO. LLC	57.6	+10
5	7	IMS MASONRY INC.	41.1	-1
6	10	OTTO BAUM CO. INC.	39.7	+37
7	8	JOHN SMITH MASONRY	38.5	+10
8	9	WASCO INC.	38.2	+32
9	14	DEE BROWN INC.	37.5	+52
10	**	BRAZOS MASONRY INC.	36.7	NA
11	12	SEEDORFF MASONRY INC.	30.8	+9
12	16	SHADROCK & WILLIAMS MASONRY	27.8	+27
13	11	BRODIE CONTRACTORS INC.	27.6	-4
14	13	THE WITMER GROUP	23.7	-8
15	15	MASONRY BUILDERS INC.	21.5	-7
16	**	OLD NORTH STATE MASONRY LLC	15.5	NA
17	18	RD MASONRY	13.4	+16
18	20	INTERNATIONAL CHIMNEY CORP.	9.6	-5
19	**	SDB CONTRACTING SERVICES	7.3	+255
20	**	MID-CONTINENTAL RESTORATION CO. INC.	4.9	+1

NA=NOT AVAILABLE. \*\* =NOT PREVIOUSLY RANKED.

## THE TOP 20 FIRMS IN CONCRETE

RANK 2019	2018	FIRM	(\$ MIL.) 2018 REV.	% CHANGE '17-'18
1	1	BAKER CONSTRUCTION ENTERPRISES INC.	1,175.0	+15
2	2	LITHKO CONTRACTING LLC	705.0	+19
3	3	BRANDSAFWAY	615.4	+9
4	4	STRUCTURAL TECHNOLOGIES	601.0	+11
5	5	CECO CONSTRUCTION GROUP	565.4	+21
6	6	LARGO CONCRETE INC.	469.4	+21
7	7	KEYSTONE CONCRETE	369.0	+2
8	**	SUNTEC CONCRETE INC.	347.0	NA
9	13	KENT COS. INC.	289.9	+50
10	8	T.A.S. COMMERCIAL CONCRETE CONSTRUCTION LLC	277.0	-5
11	17	PACIFIC STRUCTURES INC.	275.8	+63
12	9	CAPFORM INC.	256.7	-12
13	15	OSBURN CONTRACTORS LLC	209.0	+13
14	16	CONCRETE STRATEGIES	201.0	+10
15	10	S&F CONCRETE CONTRACTORS CORP.	186.7	-20
16	18	CONCRETE VALUE CORP.	180.8	+16
17	14	JOSEPH J. ALBANESE INC.	174.3	-8
18	11	MCHUGH CONCRETE CONSTRUCTION INC.	141.5	-35
19	**	CHERRY COS.	135.9	NA
20	19	DONLEY'S CONCRETE GROUP	129.0	+12

NA=NOT AVAILABLE. \*\* =NOT PREVIOUSLY RANKED.

## THE TOP 20 FIRMS IN WALL AND CEILING

RANK 2019	2018	FIRM	(\$ MIL.) 2018 REV.	% CHANGE '17-'18
1	2	PERFORMANCE CONTRACTING GROUP INC.	900.8	+8
2	3	KHS&S CONTRACTORS	367.6	+7
3	4	STANDARD DRYWALL INC.	336.2	+36
4	7	WESTERN PARTITIONS INC.	247.0	+29
5	8	PRECISION WALLS INC.	224.8	+19
6	6	ACOUSTI ENGINEERING CO. OF FLORIDA	190.7	-3
7	10	THE RAYMOND GROUP	186.3	+22
8	5	CALIFORNIA DRYWALL	180.2	-25
9	9	BAKER TRIANGLE	173.2	-4
10	12	NEVELL GROUP INC.	172.8	+28
11	11	NATIONAL CONSTRUCTION ENTERPRISES INC.	147.9	+8
12	17	JACOBSON & CO. INC.	130.0	+24
13	14	GREATER METROPLEX INTERIORS INC.	118.7	+4
14	13	DALEY'S DRYWALL	111.9	-3
15	16	F.L. CRANE & SONS INC.	110.6	+4
16	15	PHILADELPHIA D&M	106.2	-1
17	18	MIDWEST DRYWALL CO. INC.	81.5	-8
18	19	BAYSIDE INTERIORS INC.	76.2	-13
19	**	TJ WIES CONTRACTING INC.	73.9	+17
20	**	CENTRAL CEILINGS INC.	61.5	+56

NA=NOT AVAILABLE. \*\* =NOT PREVIOUSLY RANKED.

## THE TOP 20 FIRMS IN UTILITY

RANK 2019	2018	FIRM	(\$ MIL.) 2018 REV.	% CHANGE '17-'18
1	1	QUANTA SERVICES	4,803.5	+24
2	2	MASTEC INC.	3,731.1	+5
3	3	HENKELS & MCCOY GROUP	1,980.0	+33
4	4	CENTURI GROUP INC.	1,350.3	+29
5	5	MVERGE	965.7	-3
6	6	API GROUP INC.	577.6	+19
7	7	INTREN LLC	497.5	+22
8	9	DANELLA COS. INC.	310.2	+14
9	8	MDU CONSTRUCTION SERVICES GROUP INC.	260.6	-27
10	10	RIGGS DISTLER & CO. INC.	254.3	+22
11	14	KIELY FAMILY OF COS.	165.0	+36
12	**	BOND BROTHERS INC.	160.3	NA
13	**	WEST VALLEY CONSTRUCTION CO. INC.	154.7	NA
14	11	J.F. ELECTRIC	154.1	-15
15	13	DIVERSIFIED UTILITY SERVICES INC.	144.6	+13
16	12	CUPERTINO ELECTRIC INC.	130.0	-15
17	15	W.A. RASIC CONSTRUCTION CO. INC.	104.5	-7
18	17	ALEX E PARIS CONTRACTING CO.	101.6	+39
19	16	W.A. CHESTER LLC	72.6	-19
20	19	JRCRUZ CORP.	68.3	+3

NA=NOT AVAILABLE. \*\* =NOT PREVIOUSLY RANKED.

## THE TOP 20 FIRMS IN GLAZING AND CURTAIN WALL

RANK	RANK	FIRM	(\$ MIL.)	% CHANGE
2019	2018		2018 REV.	'17-'18
1	1	ENCLOS CORP.	332.9	-17
2	**	HARMON INC.	284.2	NA
3	10	FLYNN GROUP	164.9	+159
4	4	CROWN CORR INC.	158.8	+5
5	3	W&W GLASS LLC	150.0	-6
6	**	VENTANA	114.0	NA
7	5	ARCHITECTURAL GLASS & ALUMINUM	92.0	-17
8	7	PIONEER CLADDING & GLAZING SYSTEMS INC.	66.0	-10
9	17	ARCHITECTURAL WALL SYSTEMS LLC	52.0	+58
10	11	GIROUX GLASS INC.	48.0	-14
11	18	AJAY GLASS CO.	45.3	+39
12	13	HALEY-GREER INC.	45.0	-6
13	16	KOVACH BUILDING ENCLOSURES	44.3	+17
14	12	TSI CORP.	43.5	-11
15	**	LAFAYETTE METAL & GLASS CO.	39.5	NA
16	15	EGAN CO.	37.8	-2
17	14	CRAWFORD TRACEY CORP.	28.8	-28
18	19	NATIONAL ENCLOSURE CO.	27.3	-7
19	**	M.G. MCGRATH INC.	26.3	NA
20	**	R & R WINDOW CONTRACTORS INC.	22.5	NA

NA=NOT AVAILABLE. \*\*=NOT PREVIOUSLY RANKED.

## THE TOP 20 FIRMS IN PAINTING

RANK	RANK	FIRM	(\$ MIL.)	% CHANGE
2019	2018		2018 REV.	'17-'18
1	1	BRANDSAFWAY	429.8	+21
2	**	ASRC INDUSTRIAL SERVICES	125.2	NA
3	7	JERRY THOMPSON & SONS	54.0	+28
4	6	ASCHER BROTHERS CO. INC.	52.0	+15
5	4	AVALOTIS CORP.	51.0	-19
6	16	HARRISON CONTRACTING CO.	48.5	+77
7	10	GRAYDAZE CONTRACTING INC.	43.8	+20
8	8	SWANSON & YOUNGDALE INC.	40.0	-3
9	12	THOMAS INDUSTRIAL COATINGS INC.	38.8	+14
10	9	HARTMAN WALSH INDUSTRIAL SERVICES	35.1	-6
11	15	THOMARIOS	32.0	+14
12	14	GEORGE E. MASKER INC.	31.9	+1
13	13	SPECIALTY FINISHES INC.	30.6	-8
14	11	LONG PAINTING CO.	29.7	-18
15	17	NATIONAL COATINGS INC.	28.1	+14
16	**	SOEP PAINTING CORP.	27.1	NA
17	20	CERTIFIED COATINGS CO.	26.0	+44
18	**	PENINGTON PAINTING CO.	21.7	NA
19	**	PITTSBURG TANK & TOWER GROUP INC.	20.6	+22
20	**	APEX IMAGING SERVICES	19.5	+57

NA=NOT AVAILABLE. \*\*=NOT PREVIOUSLY RANKED.

## THE TOP 20 FIRMS IN EXCAVATION AND FOUNDATION

RANK	RANK	FIRM	(\$ MIL.)	% CHANGE
2019	2018		2018 REV.	'17-'18
1	1	KELLER FOUNDATIONS	1,265.2	+83
2	2	MALCOLM DRILLING CO. INC.	409.0	+1
3	5	J. DERENZO COS.	286.7	+21
4	4	MASTEC INC.	276.4	+5
5	3	BERKEL	263.0	-4
6	6	PLATEAU EXCAVATION INC.	252.5	+17
7	7	BEAVER EXCAVATING CO.	249.5	+23
8	9	DRILL TECH DRILLING & SHORING INC.	201.9	+21
9	10	INDEPENDENCE EXCAVATING INC.	196.1	+24
10	11	CONDON-JOHNSON & ASSOCIATES INC.	150.0	+1
11	13	RYAN INC. CENTRAL	149.0	+9
12	8	MANAFORT BROTHERS INC.	143.6	-17
13	**	VEIT & CO. INC.	137.0	NA
14	**	L. KEELEY CONSTRUCTION	132.0	NA
15	**	NICHOLSON CONSTRUCTION CO.	122.0	NA
16	**	E.S. WAGNER CO.	108.0	+65
17	14	JOSEPH J. ALBANESE INC.	101.7	-8
18	16	RUTTURA & SONS CONSTRUCTION CO. INC.	98.8	-1
19	**	FIORE & SONS INC.	82.0	+132
20	**	RICHARD GOETTLE INC.	80.7	+17

NA=NOT AVAILABLE. \*\*=NOT PREVIOUSLY RANKED.

## THE TOP 20 FIRMS IN ROOFING

RANK	RANK	FIRM	(\$ MIL.)	% CHANGE
2019	2018		2018 REV.	'17-'18
1	1	CENTIMARK CORP.	627.6	+4
2	4	FLYNN GROUP	382.1	+162
3	2	BAKER ROOFING CO.	277.5	+18
4	3	NATIONS ROOF	200.7	+14
5	5	KALKREUTH ROOFING AND SHEET METAL	134.2	+8
6	7	BEST CONTRACTING SERVICES INC.	99.4	+33
7	8	SCHREIBER CORP.	73.0	+6
8	11	THE ROOF DEPOT INC.	65.3	+20
9	10	KPOST CO.	63.1	+15
10	9	LATITE ROOFING LLC	61.5	+8
11	13	THE BULLDOG GROUP INC.	58.4	+12
12	12	DOUGLASS COLONY GROUP	48.7	-9
13	17	WAYNE'S ROOFING INC.	38.8	+27
14	14	ORNDORFF & SPAID INC.	35.0	-15
15	15	KING OF TEXAS ROOFING CO. LP	30.0	-8
16	16	ROFFING SOLUTIONS LLC	27.5	-14
17	20	COMMERCIAL ROOFERS INC.	25.3	+15
18	**	ALL-SOUTH SUBCONTRACTORS INC.	22.6	+4
19	18	WESTERN SPECIALTY CONTRACTORS	22.1	-26
20	**	WOLFRUM ROOFING & EXTERIORS	8.2	NA

NA=NOT AVAILABLE. \*\*=NOT PREVIOUSLY RANKED.

## THE TOP 20 FIRMS IN DEMOLITION AND WRECKING

RANK 2019	RANK 2018	FIRM	(\$ MIL.) 2018 REV.	% CHANGE '17-'18
1	1	NORTHSTAR GROUP SERVICES INC.	311.9	+15
2	4	PENHALL CO.	268.0	+99
3	2	BRANDENBURG INDUSTRIAL SERVICE CO.	222.4	+7
4	3	D.H. GRIFFIN WRECKING CO. INC.	170.9	+0
5	**	SELECT DEMO SERVICES LLC	94.0	NA
6	5	BIERLEIN COS. INC.	92.5	+7
7	**	MCM MANAGEMENT CORP.	87.5	NA
8	7	MANAFORT BROTHERS INC.	71.0	+24
9	6	JDC DEMOLITION CO. INC.	48.2	-18
10	12	NORTH AMERICAN DISMANTLING CORP.	40.0	+19
11	**	ADAMO GROUP INC.	38.8	NA
12	15	CHERRY COS.	33.6	+23
13	**	DORE & ASSOCIATES CONTRACTING INC.	32.2	NA
14	9	NASDI LLC	32.0	-42
15	**	THE BERG CORP.	30.0	NA
16	13	O'ROURKE WRECKING CO.	29.0	-6
17	8	INDEPENDENCE EXCAVATING INC.	24.4	-57
18	**	VEIT & CO. INC.	24.2	NA
19	**	PRISM SPECTRUM HOLDINGS LLC	23.8	NA
20	11	ERSI	23.1	-38

NA=NOT AVAILABLE. \*\*=NOT PREVIOUSLY RANKED.

## THE TOP 20 FIRMS IN ASBESTOS ABATEMENT

RANK 2019	RANK 2018	FIRM	(\$ MIL.) 2018 REV.	% CHANGE '17-'18
1	**	P.A.L. ENVIRONMENTAL SAFETY CORP.	188.1	NA
2	1	NORTHSTAR GROUP SERVICES INC.	171.9	+38
3	10	ESA/1 PRIORITY	60.4	+150
4	7	PRISM SPECTRUM HOLDINGS LLC	49.2	+85
5	13	HEPACO LLC	47.1	+137
6	4	PRECISION ENVIRONMENTAL CO.	42.9	+15
7	3	ARC ABATEMENT	42.0	+6
8	6	AMERICAN TECHNOLOGIES INC.	34.2	+10
9	9	NEW ROADS ENVIRONMENTAL SERVICES	29.0	+12
10	5	DEMOLITION & ASBESTOS REMOVAL INC.	26.8	-19
11	14	INTERNATIONAL ASBESTOS REMOVAL INC.	25.3	+29
12	20	WINTER ENV'L, A DIV. OF THE WINTER CONSTR. CO.	22.8	+79
13	**	ASRC INDUSTRIAL SERVICES	19.9	NA
14	**	LAKESHORE ENVIRONMENTAL CONTRACTORS LLC	19.2	NA
15	11	IREX CONTRACTING GROUP	18.5	-18
16	17	BRANDSAFWAY	14.7	+3
17	15	ENVIRONMENTAL ASSURANCE CO. INC.	14.3	-15
18	19	AAC CONTRACTING INC.	13.7	+3
19	2	PERFORMANCE CONTRACTING GROUP INC.	13.4	-78
20	18	SPRAY SYSTEMS ENVIRONMENTAL	10.4	-25

NA=NOT AVAILABLE. \*\*=NOT PREVIOUSLY RANKED.

## THE TOP 20 FIRMS IN SHEET METAL

RANK 2019	RANK 2018	FIRM	(\$ MIL.) 2018 REV.	% CHANGE '17-'18
1	9	FLYNN GROUP	160.6	+189
2	1	MCDUGALL FAMILY OF COS.	107.0	-9
3	**	RK MECHANICAL INC.	91.8	NA
4	11	MMC CONTRACTORS INC.	88.0	+88
5	4	POYNTER SHEET METAL	81.4	-4
6	5	M.G. MCGRATH INC.	78.8	-6
7	2	CROWN CORR INC.	78.2	-23
8	3	HILL MECHANICAL CORP.	68.6	-31
9	8	BONLAND INDUSTRIES INC.	62.5	-6
10	12	KOVACH BUILDING ENCLOSURES	54.2	+17
11	13	DEE CRAMER INC.	47.5	+13
12	18	J.F. AHERN CO.	46.4	+55
13	**	CAID INDUSTRIES INC.	41.0	NA
14	15	BAKER GROUP	39.7	+19
15	10	BEST CONTRACTING SERVICES INC.	35.0	-36
16	**	CALIFORNIA SHEET METAL WORKS INC.	35.0	NA
17	14	J.C. CANNISTRARO	29.1	-13
18	**	B & I CONTRACTORS INC.	29.1	NA
19	**	VIDIMOS INC.	28.6	+9
20	20	P1 GROUP INC.	26.8	-5

NA=NOT AVAILABLE. \*\*=NOT PREVIOUSLY RANKED.

## THE TOP 20 FIRMS IN STEEL ERECTION

RANK 2019	RANK 2018	FIRM	(\$ MIL.) 2018 REV.	% CHANGE '17-'18
1	1	SCHUFF STEEL CO.	606.2	+16
2	2	SME STEEL	240.3	+57
3	4	BASDEN STEEL CORP.	138.7	+41
4	8	SURE STEEL INC.	131.6	+115
5	3	MIDWEST STEEL	116.9	-15
6	10	LPR CONSTRUCTION	90.0	+74
7	5	THE WILLIAMS GROUP	77.3	+17
8	14	NSC	76.0	+110
9	7	SOWLES CO.	53.8	-14
10	9	AREA ERECTORS INC.	52.5	-3
11	12	PATRIOT ERECTORS LLC	51.1	+27
12	6	DANNY'S CONSTRUCTION CO. LLC	48.9	-25
13	13	CSE INC.	48.8	+28
14	**	RED CEDAR STEEL ERECTORS INC.	38.0	NA
15	**	PRT	35.6	NA
16	16	APEX STEEL INC.	34.6	+12
17	17	PITTSBURG TANK & TOWER GROUP INC.	33.0	+22
18	15	DUNN BUILDING CO. LLC	32.7	+1
19	**	SUPERIOR RIGGING & ERECTING CO. INC.	31.4	NA
20	18	RK MECHANICAL INC.	25.7	-2

NA=NOT AVAILABLE. \*\*=NOT PREVIOUSLY RANKED.

## THE TOP 20 FIRMS IN FIRE PROTECTION AND SPRINKLERS

RANK	RANK	FIRM	(\$ MIL.)	% CHANGE
2019	2018		2018 REV.	'17-'18
1	1	API GROUP INC.	1,444.0	+19
2	2	EMCOR GROUP INC.	552.9	+11
3	3	J.F. AHERN CO.	135.9	+3
4	7	PALMETTO AUTOMATIC SPRINKLER	40.9	+20
5	**	SENTINEL SAFETY & SECURITY GROUP LLC	37.5	NA
6	**	MCKINSTRY	34.3	NA
7	10	J.C. CANNISTRARO	32.0	+20
8	13	HILL MECHANICAL CORP.	30.2	+21
9	9	MDU CONSTRUCTION SERVICES GROUP INC.	27.4	+0
10	14	HAMPSHIRE FIRE PROTECTION CO.	24.0	+8
11	11	JOHN E. GREEN CO.	21.0	-21
12	18	ATLANTIC CONSTRUCTORS INC.	18.5	+39
13	12	ALFRED MILLER CONTRACTING	18.0	-31
14	17	PITTSBURG TANK & TOWER GROUP INC.	17.3	+22
15	**	ARDEN BUILDING COS. LLC	15.9	+64
16	16	BRIGADE FIRE PROTECTION INC.	15.5	+0
17	**	DORVIN D. LEIS CO. INC.	15.0	NA
18	**	TG GALLAGHER	12.9	+17
19	**	AMERICAN FIRE TECHNOLOGIES	12.7	+45
20	20	CONTI CORP.	11.5	-6

\* NA=NOT AVAILABLE. \*\* =NOT PREVIOUSLY RANKED.

Bacon says there needs to be more energy audits and energy scorecards to be able to predict when a particular piece of equipment needs to be serviced or replaced.

Specialty contractors and subcontractors have seen nothing but a growing market the past eight to nine years. The industry has flourished, and it has dealt primarily with the problems of a growing market, such as recruiting and retaining young employees and developing and employing technology to make up for staffing shortfalls.

Many of these issues have benefited younger employees, who have provided much-needed techno-

### On the Web

For expanded content on ENR's Top Lists, see [ENR.com/toplists](http://ENR.com/toplists).

that were not ranked in 2017 are designated by double asterisks (\*\*). New contract awards refer to contracts awarded in 2018. NA=not available.

**General Building** as a category includes commercial buildings, offices, stores, educational facilities, government buildings, hospitals, medical facilities, hotels, apartments, housing, etc.

**Hazardous Waste** includes chemical and nuclear waste treatment, asbestos and lead abatement, etc.

**Industrial Process** includes pulp and paper mills, steel mills, nonferrous metal refineries, pharmaceutical plants, chemical plants, food and other processing plants, etc.

**Manufacturing** includes auto, electronic assembly, textile plants, etc.

**Petroleum** includes refineries, petrochemical plants, offshore facilities, pipelines, etc.

**Power** includes thermal and hydroelectric power plants, waste-to-energy plants, transmission lines, substations, cogeneration plants, etc.

**Sewerage / Solid Waste** includes

sanitary and storm sewers, treatment plants, pumping plants, incinerators, industrial waste facilities, etc.

**Telecommunications** includes transmission lines and cabling, towers and antennae, data centers, etc.

**Transportation** includes airports, bridges, roads, canals, locks, dredging, marine facilities, piers, railroads, tunnels, etc.

**Water Supply** includes dams, reservoirs, transmission pipelines, distribution mains, irrigation canals, desalination and potability treatment plants, pumping stations, etc.

### Nuclear Decommissioning

## NorthStar Takes Charge



On January 11, NorthStar Group Services (**No. 46**) acquired the license for the Vermont Yankee nuclear powerplant from Entergy, giving it the responsibility to decommission the 620-MW plant, using the approximately \$500-million plant decommissioning trust fund. Rather than employ a 30-year cooling-off period for the reactor, NorthStar is proceeding with an accelerated plan which could have the plant cleaned up as soon as 2026. Based on the Vermont Yankee plan, NorthStar was awarded a similar decommissioning project by Duke Energy for Florida's 860-MW Crystal River nuclear power plant, which has a \$717-million decommissioning trust fund. ■

logical expertise and filled the roles of retiring baby boomers. As a result, millennials have enjoyed increasing salaries and responsibilities. But many of these young employees have never seen a downturn and have no experience with a declining market.

"Clearly, working with millennials during a market decline will be a challenge," says Lynch of Southland Industries. "It will be up to those of us older managers to use our experience to guide our younger staff through whatever comes." ■

## How To Read the Tables

### KEY TO TYPE OF FIRM

**A**=asbestos abatement; **C**=concrete; **D**=demolition/wrecking; **E**=electrical; **F**=fire protection and sprinklers; **G**=glazing/curtain wall; **M**=mechanical; **MA**=masonry; **O**=other; **P**=painting; **R**=roofing; **SH**=sheet metal; **ST**=steel erection; **U**=utility; **W**=wall/ceiling; **X**=excavation/foundation.

**Companies** are ranked according to construction revenue in 2018 in (\$) millions from specialty contracting in a prime or subcontracting capacity. Firms

RANK 2019	RANK 2018	FIRM	FIRM TYPE	2018 REVENUE (\$ MIL)		MARKETS (% OF 2018 REVENUE)										
				TOTAL REVENUE	NEW CONTRACTS	GENERAL BUILDING	MANUFACTURING	POWER	WATER SUPPLY	SEWER / WASTE	INDUS. / PETROLEUM	TRANSPORTATION	HAZARDOUS WASTE	TELECOM		
1	1	QUANTA SERVICES, Houston, Texas	EU	11,171.0	NA	0	0	57	0	0	0	0	0	0	0	0
2	2	EMCOR GROUP INC., Norwalk, Conn.	M/O/E	8,130.6	NA	69	0	2	5	0	18	6	0	0	0	
3	3	MASTEC INC., Coral Gables, Fla. <sup>3</sup>	L/O/E	6,909.4	7,690.0	1	0	19	0	0	48	0	0	31		
4	4	BRANDSAFWAY, Kennesaw, Ga. <sup>4</sup>	O/C	4,884.0	NA	29	3	10	0	0	57	1	0	0		
5	5	API GROUP INC., New Brighton, Minn. <sup>5</sup>	F/M/U	3,610.0	4,110.0	42	11	5	0	0	24	11	0	7		
6	8	HENKELS & MCCOY GROUP, Blue Bell, Pa.	U	1,980.0	NA	0	0	44	0	0	40	0	0	12		
7	7	ROSENDIN ELECTRIC, San Jose, Calif.	E	1,641.8	2,030.3	45	0	0	0	0	0	20	0	35		
8	9	COMFORT SYSTEMS USA INC., Houston, Texas	M	1,626.9	1,844.7	73	27	0	0	0	0	0	0	0		
9	23	KELLER NORTH AMERICA, Hanover, Md. <sup>9</sup>	X/O	1,542.9	1,464.0	55	8	7	3	3	4	15	0	5		
10	10	MYR GROUP INC., Rolling Meadows, Ill.	E	1,531.0	NA	42	0	0	0	0	0	0	0	0		
11	12	CENTURI GROUP INC., Phoenix, Ariz. <sup>11</sup>	U	1,522.3	894.6	0	0	2	5	0	0	0	0	89		
12	11	MDU CONSTRUCTION SERVICES GROUP INC., Bismarck, N.D.	E/U/M	1,371.5	939.3	67	0	19	0	0	6	0	0	0		
13	14	PERFORMANCE CONTRACTING GROUP INC., Lenexa, Kan. <sup>13</sup>	W/O/P	1,344.4	1,575.1	36	11	20	0	1	19	6	0	0		
14	17	ACCO ENGINEERED SYSTEMS, Pasadena, Calif.	M	1,322.9	NA	100	0	0	0	0	0	0	0	0		
15	20	CUPERTINO ELECTRIC INC., San Jose, Calif.	EU	1,300.0	NA	86	0	14	0	0	0	0	0	0		
16	16	BAKER CONSTRUCTION ENTERPRISES INC., Monroe, Ohio	C	1,175.0	1,200.0	77	2	2	0	2	13	4	0	0		
17	19	SOUTHLAND INDUSTRIES, Dulles, Va.	M	1,050.1	800.5	82	14	0	0	0	0	4	0	0		
18	18	MVERGE, Indianapolis, Ind.	U	965.7	965.7	0	0	0	3	0	97	0	0	0		
19	25	STEELFAB INC., Charlotte, N.C. <sup>19</sup>	O	846.7	590.3	55	30	5	0	0	0	10	0	0		
20	21	M.C. DEAN, Tysons, Va.	E	816.0	960.0	53	2	0	0	3	2	30	0	10		
21	27	MMR, Baton Rouge, La.	E	802.0	425.3	0	10	0	0	0	85	0	0	5		
22	22	IES HOLDINGS INC., Houston, Texas	E	779.7	NA	75	13	0	0	0	0	0	0	13		
23	37	FAITH TECHNOLOGIES INC., Menasha, Wis.	E	773.2	234.0	67	27	2	0	1	1	1	0	2		
24	24	CENTIMARK CORP., Canonsburg, Pa. <sup>24</sup>	R/O	723.7	710.7	100	0	0	0	0	0	0	0	0		
25	26	CECO CONSTRUCTION GROUP, Kansas City, Mo. <sup>25</sup>	C/O	715.7	765.4	79	2	0	0	0	19	0	0	0		
26	96	FLYNN GROUP, Kansas City, Kan.	R/G/S/H	707.5	795.6	100	0	0	0	0	0	0	0	0		
27	31	LITHKO CONTRACTING LLC, West Chester, Ohio	C	705.0	765.0	89	11	0	0	0	0	0	0	0		
28	29	HELIX ELECTRIC INC., San Diego, Calif.	E	688.5	651.0	60	10	10	0	5	5	10	0	0		
29	28	MCKINSTRY, Seattle, Wash.	M/E	685.0	685.0	70	10	0	0	0	10	5	0	5		
30	**	ARCHKEY SOLUTIONS, St. Louis, Mo.	E	656.0	990.8	66	4	4	0	0	9	4	0	14		
31	**	BOND BROTHERS INC., Medford, Mass. <sup>31</sup>	O/U	641.3	404.8	47	0	44	0	0	1	8	0	0		
32	30	TDINDUSTRIES, Dallas, Texas	M	631.0	440.0	100	0	0	0	0	0	0	0	0		
33	46	UNIVERSAL PLANT SERVICES INC., Deer Park, Texas <sup>33</sup>	O	618.0	663.5	0	0	5	0	0	78	0	0	2		
34	48	HARDER MECHANICAL CONTRACTORS INC., Portland, Ore.	M	617.0	400.0	20	30	5	0	0	35	5	5	0		
35	36	SCHUFF STEEL CO., Phoenix, Ariz.	ST	606.2	369.0	87	5	0	0	0	0	8	0	0		
36	40	THE NEWTRON GROUP, Baton Rouge, La.	E	603.0	390.0	0	0	20	0	0	80	0	0	0		
37	34	STRUCTURAL TECHNOLOGIES, Columbia, Md.	C	601.0	620.0	50	0	15	7	2	18	8	0	0		
38	49	E-J ELECTRIC INSTALLATION CO., Long Island City, N.Y.	E	596.5	562.0	30	0	25	5	5	0	30	0	5		
39	39	BRANDT, Carrollton, Texas	M/E	591.0	368.9	65	15	5	0	0	15	0	0	0		
40	33	BRIGHTVIEW LANDSCAPE DEVELOPMENT INC., Calabasas, Calif. <sup>40</sup>	O	583.3	NA	100	0	0	0	0	0	0	0	0		
41	32	CONTI CORP., Sterling Heights, Mich.	E/M	576.5	508.9	32	32	7	0	0	5	11	0	13		
42	44	POWER DESIGN, St. Petersburg, Fla.	E	575.1	733.2	100	0	0	0	0	0	0	0	0		
43	35	MORROW-MEADOWS CORP., City of Industry, Calif.	E	568.5	474.5	47	5	5	0	5	0	35	0	3		
44	15	TEAM INDUSTRIAL SERVICES INC., Sugar Land, Texas <sup>44</sup>	O/M	543.6	NA	0	0	10	0	0	70	0	0	0		
45	66	HUNT ELECTRIC CORP., Bloomington, Minn.	E	505.8	389.9	53	20	5	0	0	15	0	0	7		
46	42	NORTHSTAR GROUP SERVICES INC., New York, N.Y.	D/A	503.8	1,375.0	71	3	10	0	0	4	2	12	0		
47	45	ALDRIDGE ELECTRIC INC., Libertyville, Ill.	E	498.4	692.0	5	0	50	0	0	0	45	0	0		
48	54	INTREN LLC, Union, Ill.	U	497.5	510.0	0	0	0	0	0	0	0	0	0		
49	77	SME STEEL, West Jordan, Utah <sup>49</sup>	ST/O	480.5	505.0	63	12	0	0	0	10	15	0	0		
50	**	REDWOOD ELECTRIC GROUP INC., Santa Clara, Calif.	E	480.0	600.0	70	10	0	0	0	0	10	0	10		

FOOTNOTES: 3=TELECOM & OTHER; 4=WORK ACCESS; 62.6% INDUSTRIAL INSULATION; 12.3% INDUSTRIAL SPECIALTY SERVICES; 3.4% STEEL FABRICATION; 5% PIPELINE CONSTRUCTION AND MAINTENANCE; 11% CONSTRUCTION PRODUCTS; 11=INDUSTRIAL/TRAFFIC/WATER; 13=INSULATION; 31% RIGGING; 1% 19=STEEL FABRICATION; 24=FLOORING; 25=MARINE; 31=BUILDING; 33=FIXED & ROTATING EQUIPMENT SERVICES; 40=LANDSCAPING/IRRIGATION/HARDSCAPE; 44=INSPECTION AND HEAT TREATING AND QUEST INTEGRITY; 49=STEEL FABRICATION.

RANK 2019	RANK 2018	FIRM	FIRM TYPE	2018 REVENUE (\$ MIL)		MARKETS (% OF 2018 REVENUE)									
				TOTAL REVENUE	NEW CONTRACTS	GENERAL BUILDING	MANUFACTURING	POWER	WATER SUPPLY	SEWER / WASTE	INDUS. / PETROLEUM	TRANSPORTATION	HAZARDOUS WASTE	TELECOM	
51	57	LARGO CONCRETE INC., Tustin, Calif.	C	469.4	525.0	100	0	0	0	0	0	0	0	0	0
52	47	APOLLO MECHANICAL CONTRACTORS, Kennewick, Wash.	M	465.7	250.0	30	35	10	0	0	15	0	0	10	
53	60	CACHE VALLEY ELECTRIC CO., Logan, Utah	E	454.7	609.0	28	0	13	0	0	12	8	0	39	
54	50	TERRA MILLENNIUM CORP., Salt Lake City, Utah <sup>54</sup>	O/M	441.2	476.3	0	0	16	0	0	84	0	0	0	
55	41	LIMBACH FACILITY SERVICES, Pittsburgh, Pa.	M	438.9	524.8	78	6	0	0	0	6	7	0	3	
56	82	U.S. ENGINEERING CO. HOLDINGS, Kansas City, Mo.	M	436.0	440.4	82	16	0	0	0	2	0	0	0	
57	38	BERGELECTRIC CORP., Carlsbad, Calif.	E	431.4	375.3	75	10	0	0	5	0	5	0	5	
58	58	KEYSTONE CONCRETE, Houston, Texas <sup>58</sup>	C	410.0	315.0	100	0	0	0	0	0	0	0	0	
59	55	MALCOLM DRILLING CO. INC., San Francisco, Calif.	X	409.0	434.3	46	1	0	0	1	0	52	0	0	
60	**	ASRC INDUSTRIAL SERVICES, Concord, Calif. <sup>60</sup>	O/P	405.1	47.8	21	5	42	0	0	33	0	0	0	
61	59	WALKER ENGINEERING INC., Irving, Texas	E	398.0	375.0	50	0	0	0	15	10	5	0	20	
62	69	ISEC INC., Greenwood Village, Colo. <sup>62</sup>	O	390.8	398.3	100	0	0	0	0	0	0	0	0	
63	81	RIGGS DISTLER & CO. INC., Cherry Hill, N.J.	U/O/E	385.3	789.0	0	0	12	0	0	15	0	0	3	
64	64	THE STATE GROUP INC., Evansville, Ind.	E/M	383.3	283.0	0	30	15	0	0	55	0	0	0	
65	73	BARNHART CRANE AND RIGGING, Memphis, Tenn. <sup>65</sup>	O	383.0	390.0	20	10	20	0	0	50	0	0	0	
66	72	MMC CONTRACTORS INC., Kansas City, Mo.	M/SH	382.4	447.0	100	0	0	0	0	0	0	0	0	
67	61	WAYNE J. GRIFFIN ELECTRIC INC., Holliston, Mass.	E	382.1	385.9	76	5	0	0	6	0	5	0	8	
68	51	MOTOR CITY ELECTRIC CO., Detroit, Mich.	E	377.9	234.1	46	32	0	0	2	15	2	0	3	
69	63	KHS&S CONTRACTORS, Tampa, Fla.	W	367.6	328.9	90	0	0	0	0	0	10	0	0	
70	67	RK MECHANICAL INC., Denver, Colo. <sup>70</sup>	M/SH	367.0	275.3	89	7	0	2	0	2	0	0	0	
71	71	ISC CONSTRUCTORS LLC, Baton Rouge, La.	E	367.0	NA	0	0	0	0	0	100	0	0	0	
72	88	HATZEL & BUEHLER INC., Wilmington, Del.	E	362.4	350.7	63	0	0	0	0	16	1	0	20	
73	43	FIVE STAR ELECTRIC CORP., Ozone Park, N.Y.	E	350.0	565.7	34	0	0	0	1	0	65	0	0	
74	**	JH KELLY LLC, Longview, Wash.	ME	347.0	347.0	55	20	5	0	0	20	0	0	0	
75	**	SUNTEC CONCRETE INC., Phoenix, Ariz.	C	347.0	355.0	64	14	0	0	1	20	1	0	0	
76	100	STANDARD DRYWALL INC., Lakeside, Calif.	W	336.2	485.2	100	0	0	0	0	0	0	0	0	
77	79	MILLER ELECTRIC CO., Jacksonville, Fla.	E	335.7	379.7	88	0	0	0	0	12	0	0	0	
78	68	DAVIS H. ELLIOT CO. INC., Lexington, Ky.	E	334.3	200.0	5	0	95	0	0	0	0	0	0	
79	56	ENCLOS CORP., Eagan, Minn.	G	332.9	187.3	100	0	0	0	0	0	0	0	0	
80	78	J.F. AHERN CO., Fond du Lac, Wis.	M/F/SH	331.5	265.8	47	37	3	1	4	8	0	0	0	
81	121	CLEVELAND ELECTRIC CO., Atlanta, Ga.	E/M	327.5	300.0	11	4	18	0	2	13	17	0	35	
82	95	MURPHY CO., St. Louis, Mo.	M	326.3	217.9	54	35	3	0	0	0	0	0	8	
83	89	MCKENNEY'S INC., Atlanta, Ga.	M	324.3	408.5	100	0	0	0	0	0	0	0	0	
84	124	PRIME ELECTRIC, Bellevue, Wash.	E	320.7	324.9	0	0	0	0	0	85	10	0	5	
85	107	PAN-PACIFIC MECHANICAL LLC, Fountain Valley, Calif.	M	315.0	390.5	99	0	0	0	0	0	1	0	0	
86	65	FISK ELECTRIC CO., Houston, Texas	E	312.9	248.4	50	10	0	0	0	20	10	0	10	
87	93	DANELLA COS. INC., Plymouth Meeting, Pa.	U	310.2	325.0	0	0	0	0	0	0	0	0	0	
88	76	MECHANICAL INC., Freeport, Ill.	M/C/D	303.9	275.5	67	12	3	0	3	10	5	0	0	
89	111	ROGERS, Alpharetta, Ga.	E/M	297.0	285.0	90	10	0	0	0	0	0	0	0	
90	**	BATCHELOR & KIMBALL INC., Conyers, Ga.	M	296.8	407.4	50	10	0	0	0	10	0	0	0	
91	85	NEW RIVER ELECTRICAL CORP., Cloverdale, Va.	E	293.1	293.1	0	0	0	0	0	2	0	0	0	
92	94	AZCO INC., Appleton, Wis. <sup>92</sup>	M	292.4	310.7	0	5	80	0	0	15	0	0	0	
93	119	J.C. CANNISTRARO, Watertown, Mass.	M/F/SH	291.0	306.5	91	1	0	0	0	0	8	0	0	
94	70	JOSEPH J. ALBANESE INC., Santa Clara, Calif.	C/X	290.5	295.8	90	0	0	0	0	0	10	0	0	
95	139	KENT COS. INC., Grand Rapids, Mich.	C	289.9	324.4	85	15	0	0	0	0	0	0	0	
96	108	J. DERENZO COS., Brockton, Mass.	X	286.7	158.1	100	0	0	0	0	0	0	0	0	
97	105	AMERICAN TECHNOLOGIES INC., Anaheim, Calif. <sup>97</sup>	O/A	285.2	285.2	82	0	0	0	0	0	0	18	0	
98	127	TRI-CITY ELECTRICAL CONTRACTORS INC., Altamonte Springs, Fla.	E	284.7	138.8	99	0	0	0	0	0	0	0	1	
99	130	CLEAN EARTH, Hatboro, Pa.	O	284.5	284.5	12	0	3	0	0	24	29	24	0	
100	**	HARMON INC., Bloomington, Minn.	G	284.2	350.8	100	0	0	0	0	0	0	0	0	

FOOTNOTES: 54=LANDSCAPE; 60=INSULATION; 62=MILLWORK/INTERIOR FINISHES; 65=RIGGING AND TRANSPORTATION; 70=ENERGY; MISSION CRITICAL; WATER; FIRE AND SMOKE DAMAGE; WATER DAMAGE; EMERGENCY RESPONSE; RECONSTRUCTION; CATASTROPHE RESPONSE; RESTORATION AND CLEANING; CONTENTS CLEANING AND PACK OUTS; DEMOLITION; AND CONSULTING SERVICES.

#1

QUANTA SERVICES announced Sept. 9 that it is acquiring Hallen Construction Co., Plainview, N.Y., and two utility firms for \$330 million.

RANK 2019	RANK 2018	FIRM	FIRM TYPE	2018 REVENUE (\$ MIL)		MARKETS (% OF 2018 REVENUE)									
				TOTAL REVENUE	NEW CONTRACTS	GENERAL BUILDING	MANUFACTURING	POWER	WATER SUPPLY	SEWER / WASTE	INDUS. / PETROLEUM	TRANSPORTATION	HAZARDOUS WASTE	TELECOM	
101	219	MILLER ELECTRIC CO., Omaha, Neb.	E	284.2	356.6	95	0	0	0	0	1	0	0	3	
102	90	MACDONALD-MILLER FACILITY SOLUTIONS, Seattle, Wash.	M	278.0	350.0	100	0	0	0	0	0	0	0		
103	109	BAKER ROOFING CO., Raleigh, N.C.	R	277.5	277.5	100	0	0	0	0	0	0	0		
104	83	T.A.S. COMMERCIAL CONCRETE CONSTRUCTION LLC, Houston, Texas	C	277.0	284.2	100	0	0	0	0	0	0	0		
105	156	PACIFIC STRUCTURES INC., San Francisco, Calif.	C	275.8	340.4	100	0	0	0	0	0	0	0		
106	74	HILL MECHANICAL CORP., Franklin Park, Ill.	M/SH	274.4	263.7	100	0	0	0	0	0	0	0		
107	80	WDF INC., Mount Vernon, N.Y.	M	268.3	511.6	88	0	0	3	0	0	9	0		
108	102	PENHALL CO., Anaheim, Calif.	D	268.0	150.0	40	5	5	10	5	25	5	0		
109	92	BERKEL, Bonner Springs, Kan.	X	263.0	280.0	68	7	5	0	5	10	5	0		
110	84	CAPFORM INC., Carrollton, Texas	C	256.7	244.4	100	0	0	0	0	0	0	0		
111	75	MURRAY CO., East Rancho Dominguez, Calif. <sup>111</sup>	M	256.0	202.3	63	24	0	0	5	1	7	0		
112	125	PLATEAU EXCAVATION INC., Austell, Ga.	X	252.5	360.0	90	0	0	0	5	0	5	0		
113	91	EGAN CO., Brooklyn Park, Minn.	EW/M	251.9	301.7	40	20	5	0	0	10	15	10		
114	135	BEAVER EXCAVATING CO., Canton, Ohio	X	249.5	123.0	4	0	14	0	10	17	55	0		
115	103	SPRIG ELECTRIC, San Jose, Calif.	E	249.0	291.0	100	0	0	0	0	0	0	0		
116	120	O'CONNELL ELECTRIC CO. INC., Victor, N.Y.	E	248.3	280.0	30	5	50	0	5	0	5	5		
117	140	WESTERN PARTITIONS INC., Wilsonville, Ore.	W	247.0	NA	100	0	0	0	0	0	0	0		
118	134	GAYLOR ELECTRIC INC., Indianapolis, Ind.	E	246.1	329.9	38	32	6	0	0	10	0	2		
119	122	P1 GROUP INC., Lenexa, Kan.	ME	243.9	236.2	51	18	8	0	0	15	0	8		
120	138	CRITCHFIELD MECHANICAL INC., San Jose, Calif.	M	241.7	250.0	80	0	0	0	0	0	20	0		
121	159	MB MECHANICALS HOLDINGS, Harrisburg, Pa.	M	241.2	210.4	80	5	0	0	0	5	0	0		
122	113	WACHTER INC., Lenexa, Kan. <sup>122</sup>	O/E	240.7	203.7	59	13	0	0	0	28	0	0		
123	131	KSW MECHANICAL, Long Island City, N.Y. <sup>123</sup>	M	238.9	148.0	93	0	3	0	0	0	4	0		
124	99	CROWN CORR INC., Gary, Ind.	G/SH	237.0	251.4	65	0	0	0	0	0	35	0		
125	106	IREX CONTRACTING GROUP, Lancaster, Pa. <sup>125</sup>	O/W	236.4	244.0	45	5	29	0	0	14	1	0		
126	118	COCHRAN INC., Seattle, Wash.	E	231.6	230.0	70	0	0	0	0	0	0	30		
127	161	FREESTATE ELECTRICAL COS., Laurel, Md.	E	226.0	220.0	100	0	0	0	0	0	0	0		
128	168	ENCORE ELECTRIC INC., Lakewood, Colo.	E	225.0	215.0	100	0	0	0	0	0	0	0		
129	141	PRECISION WALLS INC., Cary, N.C.	W	224.8	271.5	90	5	0	0	0	0	5	0		
130	115	ACOUSTI ENGINEERING CO. OF FLORIDA, Orlando, Fla. <sup>130</sup>	W/O	224.3	200.7	100	0	0	0	0	0	0	0		
131	143	NATIONS ROOF, Mobile, Ala.	R/SH	223.0	223.0	30	40	0	0	0	30	0	0		
132	132	BRANDENBURG INDUSTRIAL SERVICE CO., Chicago, Ill.	D	222.4	NA	5	10	15	0	0	50	10	10		
133	128	WESTERN SPECIALTY CONTRACTORS, St. Louis, Mo.	C/M/R	221.0	209.9	58	6	6	2	0	12	0	16		
134	116	INDEPENDENCE EXCAVATING INC., Independence, Ohio	X/D	220.5	215.2	20	10	5	0	5	15	40	5		
135	171	INGLETT & STUBBS LLC, Mableton, Ga.	E	214.8	225.4	100	0	0	0	0	0	0	0		
136	114	MANAFORT BROTHERS INC., Plainville, Conn.	X/D	214.6	141.7	38	0	11	0	0	7	20	24		
137	206	KIELY FAMILY OF COS., Tinton Falls, N.J. <sup>137</sup>	U/O	214.3	228.3	0	0	0	6	0	71	23	0		
138	179	HERMANSON CO. LLP, Kent, Wash.	M	212.2	210.0	70	10	0	0	0	0	20	0		
139	160	E.M. DUGGAN INC., Canton, Mass.	M	212.2	222.3	100	0	0	0	0	0	0	0		
140	97	JOHN E. GREEN CO., Highland Park, Mich.	M	210.0	210.0	35	40	10	0	5	5	0	5		
141	144	OSBURN CONTRACTORS LLC, Garland, Texas	C	209.0	265.0	20	30	0	0	0	50	0	0		
142	150	BAKER GROUP, Ankeny, Iowa <sup>142</sup>	M/SH/E	208.9	191.0	82	1	0	0	0	13	0	4		
143	**	HELLAS CONSTRUCTION INC., Austin, Texas <sup>143</sup>	O	207.8	241.6	100	0	0	0	0	0	0	0		
144	129	J.F. ELECTRIC, Edwardsville, Ill.	U/E	205.5	NA	4	13	75	0	0	8	0	0		
145	163	L. KEELEY CONSTRUCTION, St. Louis, Mo. <sup>145</sup>	X/C/O	205.2	254.8	24	1	38	0	1	0	1	0		
146	157	DRILL TECH DRILLING & SHORING INC., Antioch, Calif.	X	201.9	165.8	20	0	0	5	10	0	55	0		
147	**	VEIT & CO. INC., Rogers, Minn. <sup>147</sup>	X/U/D	201.5	168.5	45	1	10	1	11	11	21	0		
148	146	CONCRETE STRATEGIES, St. Louis, Mo.	C	201.0	231.0	25	30	0	0	0	35	10	0		
149	137	TRI-CITY ELECTRIC CO. OF IOWA, Davenport, Iowa	E	197.1	115.2	60	28	0	0	1	0	1	10		
150	152	INTERSTATES, Sioux Center, Iowa	E	193.3	159.7	0	13	1	0	2	84	0	0		

FOOTNOTES: 111=PLUMBING & SITE WORK; 122=LOW VOLTAGE CABLING, TECHNOLOGY EQUIPMENT, SERVICES; 123=SOLAR; 125=INSULATION; 130=SOAR; 137=PAVING; 142=AUTOMATION/FIRE SECURITY; 143=SPORTS FACILITIES; 145=PAVING; 147=DREDGING/DIVING.

RANK 2019	RANK 2018	FIRM	FIRM TYPE	2018 REVENUE (\$ MIL)		MARKETS (% OF 2018 REVENUE)									
				TOTAL REVENUE	NEW CONTRACTS	GENERAL BUILDING	MANUFACTURING	POWER	WATER SUPPLY	SEWER / WASTE	INDUS. / PETROLEUM	TRANSPORTATION	HAZARDOUS WASTE	TELECOM	
151	192	VALLEY ELECTRIC, Everett, Wash.	E	190.8	220.3	40	0	0	0	10	10	35	0	5	
152	**	UNITED MECHANICAL, San Jose, Calif. <sup>152</sup>	M	190.0	180.0	100	0	0	0	0	0	0	0	0	
153	104	CALIFORNIA DRYWALL, San Jose, Calif.	W	189.7	209.2	95	0	0	0	0	0	5	0	0	
154	183	BROADWAY ELECTRIC SERVICE CORP., Knoxville, Tenn.	E/UM	189.4	NA	53	21	15	0	0	0	0	7	4	
155	**	P.A.L. ENVIRONMENTAL SAFETY CORP., Long Island City, N.Y.	A	188.1	88.4	0	0	7	0	0	0	0	93	0	
156	181	DORVIN D. LEIS CO. INC., Kahului, Hawaii	M	187.4	193.0	100	0	0	0	0	0	0	0	0	
157	110	S&F CONCRETE CONTRACTORS CORP., Hudson, Mass.	C	186.7	215.8	96	2	0	0	0	0	2	0	0	
158	170	THE RAYMOND GROUP, Orange, Calif.	W	186.3	NA	100	0	0	0	0	0	0	0	0	
159	167	CONCRETE VALUE CORP., Sacramento, Calif.	C	180.8	224.7	100	0	0	0	0	0	0	0	0	
160	149	IVEY MECHANICAL CO., Kosciusko, Miss.	M	177.9	150.9	40	60	0	0	0	0	0	0	0	
161	302	BERMUDEZ, LONGO, DIAZ-MASSO LLC, San Juan, P.R. <sup>161</sup>	OM/E	176.0	125.1	25	0	0	5	0	10	15	0	45	
162	210	LUDVIK ELECTRIC CO., Lakewood, Colo.	E	176.0	124.5	15	0	0	0	20	0	64	0	0	
163	**	AMTECK LLC, Lexington, Ky.	E	175.5	127.3	15	35	0	0	0	35	0	0	15	
164	196	AMPAM PARKS MECHANICAL INC., Carson, Calif. <sup>164</sup>	M	175.0	210.0	100	0	0	0	0	0	0	0	0	
165	147	THE MORSE GROUP INC., Freeport, Ill.	E	174.9	275.8	33	55	2	0	8	0	0	0	2	
166	164	SAUER HOLDINGS INC., Pittsburgh, Pa.	M	173.5	107.0	92	0	0	0	0	8	0	0	0	
167	148	BAKER TRIANGLE, Dallas, Texas	W	173.2	137.9	85	15	0	0	0	0	0	0	0	
168	190	NEVELL GROUP INC., Brea, Calif.	W	172.8	256.0	100	0	0	0	0	0	0	0	0	
169	165	LAKE ERIE ELECTRIC COS., Westlake, Ohio	E	172.6	172.6	25	30	0	0	10	25	0	0	10	
170	145	REMEDIAL CONSTRUCTION SERVICES LP, Houston, Texas <sup>170</sup>	O	171.1	101.9	0	5	29	0	0	66	0	0	0	
171	155	D.H. GRIFFIN WRECKING CO. INC., Greensboro, N.C.	D	170.9	170.9	45	5	40	0	2	5	3	0	0	
172	180	CHERRY COS., Houston, Texas	C/D	170.3	NA	15	0	0	0	0	10	1	0	0	
173	136	TEC INDUSTRIAL, Kingsport, Tenn.	ME	169.4	181.6	0	0	23	0	0	77	0	0	0	
174	169	H.J. MARTIN AND SON, Green Bay, Wis. <sup>174</sup>	OW/G	167.7	134.6	98	1	0	0	0	0	1	0	0	
175	208	ARDEN BUILDING COS. LLC, Pawtucket, R.I. <sup>175</sup>	M	167.0	116.3	68	14	8	3	4	0	0	0	3	
176	178	JMEG LLC, Farmers Branch, Texas	E	166.4	182.2	88	12	0	0	0	0	0	0	0	
177	234	PAYNECREST ELECTRIC INC., St. Louis, Mo.	E	157.8	160.0	36	36	20	0	0	4	0	0	4	
178	199	NEWKIRK ELECTRIC ASSOCIATES INC., Muskegon, Mich.	E	157.0	170.3	5	5	64	0	0	10	1	0	15	
179	174	ALLISON SMITH CO., Smyrna, Ga.	E	155.0	155.0	65	0	0	0	0	10	0	0	25	
180	172	WEST VALLEY CONSTRUCTION CO. INC., Campbell, Calif.	U	154.7	165.0	0	0	15	60	5	0	0	0	20	
181	205	COMMONWEALTH ELECTRIC CO. OF THE MIDWEST, Lincoln, Neb.	E	154.2	125.7	63	0	0	0	0	25	4	0	6	
182	173	GUARANTEE ELECTRICAL CO., St. Louis, Mo.	E	152.0	152.0	70	10	0	0	19	0	0	0	0	
183	175	CONDON-JOHNSON & ASSOCIATES INC., Oakland, Calif.	X	150.0	145.0	50	0	0	0	0	0	50	0	0	
184	162	W&W GLASS LLC, Nanuet, N.Y.	G	150.0	200.0	70	0	0	0	0	0	30	0	0	
185	186	RYAN INC. CENTRAL, Janesville, Wis.	X	149.0	109.5	31	0	2	0	67	0	0	0	0	
186	177	MONA ELECTRIC GROUP INC., Clinton, Md.	E	148.6	89.0	95	0	0	0	0	0	0	0	5	
187	185	NATIONAL CONSTRUCTION ENTERPRISES INC., Ypsilanti, Mich.	W	147.9	211.4	100	0	0	0	0	0	0	0	0	
188	189	MTECH MECHANICAL, Westminster, Colo.	M	146.5	135.6	90	5	0	0	0	5	0	0	0	
189	117	YTG LLC, Philadelphia, Miss. <sup>189</sup>	EM	146.5	104.9	30	44	10	0	0	16	0	0	0	
190	197	DIVERSIFIED UTILITY SERVICES INC., Bakersfield, Calif.	U	144.6	291.5	0	0	95	0	0	0	0	0	5	
191	**	GREENBERRY INDUSTRIAL LLC, Vancouver, Wash. <sup>191</sup>	M/O/C	144.4	147.4	10	20	10	3	0	50	2	5	0	
192	252	COLLINS ELECTRICAL CO. INC., Stockton, Calif.	E	143.5	179.7	81	0	0	0	7	1	0	0	0	
193	248	WAYNE BROTHERS INC., Davidson, N.C. <sup>193</sup>	C/X	142.9	142.9	20	45	5	0	0	15	0	0	15	
194	230	FRESH MEADOW MECHANICAL CORP., Fresh Meadows, N.Y. <sup>194</sup>	M/O	142.5	73.0	85	0	10	0	0	0	0	0	0	
195	182	ERMCO INC., Indianapolis, Ind.	E	142.0	176.6	20	20	0	5	0	25	0	25	5	
196	123	MCHUGH CONCRETE CONSTRUCTION INC., Chicago, Ill.	C	141.5	NA	98	0	0	0	0	0	2	0	0	
197	187	BEST CONTRACTING SERVICES INC., Gardena, Calif.	R/SH	140.1	155.5	100	0	0	0	0	0	0	0	0	
198	153	VAUGHN INDUSTRIES LLC, Carey, Ohio	E/MU	138.9	165.5	35	50	0	0	0	0	0	0	5	
199	245	BASDEN STEEL CORP., Burleson, Texas	ST	138.7	145.8	95	0	0	0	0	5	0	0	0	
200	253	PRIME CONTROLS LP, Lewisville, Texas <sup>200</sup>	O	137.8	168.6	0	18	0	21	13	48	0	0	0	

FOOTNOTES: 152=PLUMBING & DESIGN; 161=TELECOMMUNICATIONS; 164=PLUMBING & DESIGN; 170=STABILIZATION/REMEDIATION; 174=COMMERCIAL & RESIDENTIAL FLOORING, FIXTURES & MILLWORK INSTALLATION, POLISHED CONCRETE, DOORS & HARDWARE; 175=PLUMBING; 189=PLUMBING; 191=FABRICATION; 193=INDUSTRIAL CONTRACTING SERVICES; 194=LOGISTICS; 200=INDUSTRIAL AUTOMATION.





RANK 2019	RANK 2018	FIRM	FIRM TYPE	2018 REVENUE (\$ MIL)		MARKETS (% OF 2018 REVENUE)									
				TOTAL REVENUE	NEW CONTRACTS	GENERAL BUILDING	MANUFACTURING	POWER	WATER SUPPLY	SEWER / WASTE	INDUS. / PETROLEUM	TRANSPORTATION	HAZARDOUS WASTE	TELECOM	
251	243	<b>RUTTURA &amp; SONS CONSTRUCTION CO. INC.</b> , West Babylon, N.Y.	X	104.0	120.0	80	0	0	0	0	0	20	0	0	
252	357	<b>QUALITY PLUS SERVICES INC.</b> , Petersburg, Va.	M/E	103.3	87.0	1	15	5	0	0	79	0	0	0	
253	269	<b>B.T. MANCINI CO. INC.</b> , Milpitas, Calif. <sup>253</sup>	O	102.3	107.3	85	5	0	0	0	0	10	0	0	
254	326	<b>MUTH ELECTRIC INC.</b> , Mitchell, S.D.	E	102.0	110.0	37	18	18	1	8	4	9	0	5	
255	328	<b>HARDROCK CONCRETE PLACEMENT CO. INC.</b> , Phoenix, Ariz.	C	101.7	89.6	100	0	0	0	0	0	0	0	0	
256	291	<b>W.L. FRENCH EXCAVATING CORP.</b> , North Billerica, Mass. <sup>256</sup>	X/O/A	101.4	42.8	75	0	0	0	5	0	0	5	0	
257	237	<b>ELDECO INC.</b> , Greenville, S.C.	E	100.1	106.5	40	40	0	0	0	20	0	0	0	
258	318	<b>ACS SYSTEM ASSOCIATES</b> , Mount Vernon, N.Y.	M	100.0	150.0	100	0	0	0	0	0	0	0	0	
259	212	<b>HUSSUNG MECHANICAL CONTRACTORS INC.</b> , Louisville, Ky.	M	99.8	80.0	70	15	0	0	0	15	0	0	0	
260	259	<b>FEYEN ZYLSTRA LLC</b> , Grand Rapids, Mich.	E	99.4	100.8	60	20	0	0	0	20	0	0	0	
261	255	<b>THE TRI-M GROUP LLC</b> , Kennett Square, Pa. <sup>261</sup>	EMU	99.0	92.3	57	30	7	0	0	6	0	0	0	
262	290	<b>KOVACH BUILDING ENCLOSURES</b> , Chandler, Ariz.	SH/G	98.5	93.1	90	0	0	0	0	0	10	0	0	
263	266	<b>HUMPHREY &amp; ASSOCIATES INC.</b> , Carrollton, Texas	EM	98.4	98.4	85	15	0	0	0	0	0	0	0	
264	309	<b>KIMBEL MECHANICAL SYSTEMS INC.</b> , Fayetteville, Ark.	M	97.8	100.3	100	0	0	0	0	0	0	0	0	
265	267	<b>DELTA DIVERSIFIED ENTERPRISES INC.</b> , Tempe, Ariz.	E	97.5	125.4	45	40	0	0	0	10	5	0	0	
266	262	<b>QUESTMARK, A DIVISION OF CENTIMARK CORP.</b> , Canonsburg, Pa. <sup>266</sup>	O	96.1	85.3	50	25	0	0	0	25	0	0	0	
267	329	<b>FRANK M. BOOTH INC.</b> , Marysville, Calif.	M	96.0	100.6	100	0	0	0	0	0	0	0	0	
268	292	<b>G.M. MCCROSSIN INC.</b> , Bellefonte, Pa.	CM/X	96.0	81.1	0	0	15	10	45	30	0	0	0	
269	236	<b>LANDMARK CONSTRUCTION CO.</b> , North Charleston, S.C.	X.C	94.9	64.2	14	56	0	0	8	0	22	0	0	
270	271	<b>ACE ELECTRIC INC.</b> , Valdosta, Ga.	E	94.7	51.6	50	40	0	0	0	0	5	0	5	
271	258	<b>CHARTER MECHANICAL</b> , Portland, Ore.	M	94.6	119.5	30	65	0	0	1	4	0	0	0	
272	286	<b>OIL CAPITAL ELECTRIC</b> , Broken Arrow, Okla.	EM/SH	94.4	74.0	55	20	0	10	15	0	0	0	0	
273	244	<b>W.G. TOMKO INC.</b> , Finleyville, Pa. <sup>273</sup>	MO	94.3	116.1	90	0	0	0	10	0	0	0	0	
274	**	<b>SELECT DEMO SERVICES LLC</b> , Salem, N.H.	D	94.0	94.0	50	0	0	0	0	0	10	40	0	
275	310	<b>WEIFIELD GROUP CONTRACTING</b> , Centennial, Colo.	E	93.5	78.8	100	0	0	0	0	0	0	0	0	
276	**	<b>CONSTRUCTION &amp; TURNAROUND SERVICES</b> , Tulsa, Okla. <sup>276</sup>	M/O	93.2	84.6	0	0	3	0	0	97	0	0	0	
277	276	<b>ENTERPRISE PROPERTIES INC.</b> , Omaha, Neb.	C	93.0	96.5	70	0	0	18	2	0	10	0	0	
278	280	<b>BIERLEIN COS. INC.</b> , Midland, Mich.	D	92.5	NA	10	20	60	0	0	10	0	0	0	
279	221	<b>ARCHITECTURAL GLASS &amp; ALUMINUM</b> , Livermore, Calif.	G	92.0	126.0	86	0	0	0	0	0	14	0	0	
280	301	<b>BEL-AIRE MECHANICAL INC.</b> , Phoenix, Ariz.	M	91.5	74.9	92	8	0	0	0	0	0	0	0	
281	349	<b>FLY &amp; FORM STRUCTURES INC.</b> , Atlanta, Ga.	C	91.5	66.9	100	0	0	0	0	0	0	0	0	
282	299	<b>SERETTA CONSTRUCTION INC.</b> , Apopka, Fla.	C	91.4	91.4	100	0	0	0	0	0	0	0	0	
283	275	<b>J.M. BRENNAN INC.</b> , Milwaukee, Wis.	M	91.3	41.1	80	10	0	0	0	10	0	0	0	
284	260	<b>UNIVERSAL BUILDERS SUPPLY</b> , New Rochelle, N.Y. <sup>284</sup>	O	90.0	80.0	100	0	0	0	0	0	0	0	0	
285	251	<b>DUCCI ELECTRICAL CONTRACTORS INC.</b> , Farmington, Conn.	E	88.9	139.4	50	0	0	0	0	0	45	0	5	
286	317	<b>OKLAHOMA ELECTRICAL SUPPLY CO. (OESCO)</b> , Oklahoma City, Okla.	E	88.1	93.7	52	0	22	0	0	3	0	0	23	
287	285	<b>JRCRUZ CORP.</b> , Aberdeen, N.J.	U/X	87.6	177.5	5	0	0	35	60	0	0	0	0	
288	**	<b>MCM MANAGEMENT CORP.</b> , Bloomfield Hills, Mich.	D	87.5	75.0	30	0	0	0	0	50	0	20	0	
289	273	<b>FIORE &amp; SONS INC.</b> , Denver, Colo.	X	87.2	83.4	75	0	5	17	0	0	2	0	0	
290	340	<b>BUIST ELECTRIC INC.</b> , Byron Center, Mich.	E	87.0	41.3	40	40	0	0	0	10	0	0	10	
291	**	<b>SCHWOB ENERGY SERVICES LLC</b> , Dallas, Texas	M/C/E	87.0	93.0	0	0	0	0	5	90	0	0	5	
292	295	<b>TRAFFIC CONTROL DEVICES INC.</b> , Altamonte Springs, Fla.	E	85.5	61.5	0	0	0	0	0	0	100	0	0	
293	303	<b>BROADWAY ELECTRIC INC.</b> , Elk Grove Village, Ill.	E	85.4	94.2	70	5	0	0	0	15	5	0	5	
294	330	<b>MARTIN PETERSEN CO. INC.</b> , Kenosha, Wis.	M	85.4	88.0	60	20	0	0	0	20	0	0	0	
295	257	<b>MCCARL'S LLC</b> , Beaver Falls, Pa.	M	85.2	109.9	5	5	25	0	0	65	0	0	0	
296	313	<b>J. RANCK ELECTRIC</b> , Mt. Pleasant, Mich.	E	84.8	54.6	12	0	25	0	0	23	40	0	0	
297	368	<b>WHITE ELECTRICAL CONSTRUCTION CO.</b> , Atlanta, Ga.	E	84.7	102.2	5	20	30	0	0	35	0	0	10	
298	282	<b>UNITED FORMING INC.</b> , Austell, Ga.	C	83.6	65.6	100	0	0	0	0	0	0	0	0	
299	279	<b>ELLINGSON COS.</b> , West Concord, Minn. <sup>299</sup>	U/O	83.0	95.0	0	0	0	10	10	40	0	0	10	
300	348	<b>PITTSBURG TANK &amp; TOWER GROUP INC.</b> , Henderson, Ky. <sup>300</sup>	ST/P/O	82.6	93.4	18	5	20	5	0	25	2	0	25	

FOOTNOTES: 253—SPECIALTY WORK; 256—TRUCKING/HAULING OF SOILS; 261—ELECTRICAL TESTING; 266—FLOORING; 273—FABRICATION; 276—OTHER CRAFTS (LB & OB); 284—SPECIALTY; 289—AGRICULTURE; 300—INSULATION

**COMFORT SYSTEMS USA INC.**  
 acquired Walker TX Holding Co.,  
 Irving, Texas, on April 1. Walker ranks  
 No. 61 on this year's list.

RANK 2019	RANK 2018	FIRM	FIRM TYPE	2018 REVENUE (\$ MIL)		MARKETS (% OF 2018 REVENUE)										
				TOTAL REVENUE	NEW CONTRACTS	GENERAL BUILDING	MANUFACTURING	POWER	WATER SUPPLY	SEWER / WASTE	INDUS. / PETROLEUM	TRANSPORTATION	HAZARDOUS WASTE	TELECOM		
301	**	DELAWARE ELEVATOR INC., Salisbury, Md. <sup>301</sup>	O	82.3	132.3	80	20	0	0	0	0	0	0	0	0	0
302	300	AREA ENERGY & ELECTRIC INC., Sidney, Ohio	EM	82.0	40.0	30	35	0	5	0	25	0	0	0	5	
303	332	JOHN A. PENNEY CO. INC., Cambridge, Mass. <sup>303</sup>	E/O	81.9	62.2	100	0	0	0	0	0	0	0	0	0	
304	272	MIDWEST DRYWALL CO. INC., Wichita, Kan.	W	81.5	73.7	99	0	0	0	0	1	0	0	0	0	
305	287	POYNTER SHEET METAL, Greenwood, Ind.	SH	81.4	66.2	80	14	0	0	0	3	3	0	0	0	
306	333	JAX REFRIGERATION INC., Jacksonville Beach, Fla.	M	81.3	61.2	0	40	0	0	0	60	0	0	0	0	
307	283	BROOKS-BERRY-HAYNIE & ASSOCIATES INC., Mableton, Ga.	E	80.8	43.0	0	0	0	0	0	0	100	0	0	0	
308	270	W.A. CHESTER LLC, Lanham, N.C.	U	80.7	60.0	0	0	100	0	0	0	0	0	0	0	
309	343	RICHARD GOETTLE INC., Cincinnati, Ohio	X	80.7	83.7	20	20	10	10	10	20	10	0	0	0	
310	383	J&E COS., Grand Prairie, Texas	MW	80.2	99.0	100	0	0	0	0	0	0	0	0	0	
311	305	GOYETTE MECHANICAL CO., Flint, Mich.	M	80.1	72.0	50	20	0	10	0	20	0	0	0	0	
312	350	APG, Clearwater, Fla.	E	80.0	80.0	95	0	0	0	0	0	0	0	0	5	
313	556	PRISM SPECTRUM HOLDINGS LLC, Export, Pa.	AD	79.3	67.5	40	0	0	0	0	30	0	30	0	0	
314	325	FLAGGER FORCE TRAFFIC CONTROL SERVICES, Hummelstown, Pa. <sup>314</sup>	O	79.1	79.1	0	0	45	0	0	0	20	0	35	0	
315	235	DUNBAR MECHANICAL INC., Toledo, Ohio <sup>315</sup>	M/O	78.4	55.0	46	37	3	0	0	14	0	0	0	0	
316	264	CORBINS ELECTRIC, Phoenix, Ariz.	E	78.1	87.6	26	58	0	0	3	9	2	2	0	0	
317	344	TEC-CORP., Sioux City, Iowa	E	78.1	78.1	48	25	5	0	1	20	0	0	1	0	
318	367	APEX IMAGING SERVICES, Pomona, Calif. <sup>318</sup>	W/P/O	78.0	78.0	100	0	0	0	0	0	0	0	0	0	
319	398	MID-CITY ELECTRIC/TECHNOLOGIES, Westerville, Ohio <sup>319</sup>	E/O	78.0	78.0	65	15	0	0	0	5	0	0	15	0	
320	265	HYPOWER INC., Fort Lauderdale, Fla.	E	77.1	71.0	60	0	10	0	0	0	10	0	20	0	
321	274	BAYSIDE INTERIORS INC., Fremont, Calif.	W	76.2	87.0	100	0	0	0	0	0	0	0	0	0	
322	490	NSC, Plymouth, Mich.	ST	76.0	44.0	0	0	100	0	0	0	0	0	0	0	
323	296	HI-TECH ELECTRIC INC., Houston, Texas	E	76.0	115.0	95	0	0	0	0	0	0	0	0	5	
324	307	STARK EXCAVATING INC., Bloomington, Ill. <sup>324</sup>	C/O/U	75.8	82.0	27	2	0	5	5	0	57	0	0	0	
325	331	RACHEL CONTRACTING, St. Michael, Minn.	X/D	75.7	72.6	61	0	10	8	1	19	1	0	0	0	
326	**	THE DIGESARE GROUP, Schenectady, N.Y.	MF	75.5	65.0	100	0	0	0	0	0	0	0	0	0	
327	377	PERLECTRIC INC., Fairfax, Va.	E	74.7	52.1	100	0	0	0	0	0	0	0	0	0	
328	362	TJ WIES CONTRACTING INC., Lake St. Louis, Mo.	W	73.9	82.7	100	0	0	0	0	0	0	0	0	0	
329	463	MEISNER ELECTRIC INC., Delray Beach, Fla.	E	73.1	53.9	87	5	0	0	0	5	0	0	3	0	
330	342	SCHREIBER CORP., Wixom, Mich.	R	73.0	76.0	5	75	5	0	0	15	0	0	0	0	
331	345	SDB CONTRACTING SERVICES, Tempe, Ariz. <sup>331</sup>	E/M/W	73.0	NA	45	35	0	0	0	5	5	0	10	0	
332	293	DOUGLASS COLONY GROUP, Commerce City, Colo.	R/SH	72.7	93.2	100	0	0	0	0	0	0	0	0	0	
333	365	KPOST CO., Dallas, Texas <sup>333</sup>	R	71.8	48.3	95	5	0	0	0	0	0	0	0	0	
334	438	TILSON TECHNOLOGY MANAGEMENT INC., Portland, Maine <sup>334</sup>	O	71.4	95.0	0	0	0	0	0	0	2	0	83	0	
335	347	SCHLOUCH INC., Blandon, Pa. <sup>335</sup>	X/O	71.1	136.2	57	1	0	7	18	0	17	0	0	0	
336	369	BARNUM & CELILLO ELECTRIC INC., Sacramento, Calif.	E	70.8	84.3	70	0	0	0	0	0	0	0	0	0	
337	386	INDUSTRIAL POWER SYSTEMS INC., Rossford, Ohio	ME	70.4	120.0	0	30	10	0	0	60	0	0	0	0	
338	389	MILLER INSULATION CO. INC., Bismarck, N.D. <sup>338</sup>	O	70.2	45.5	23	0	0	0	0	77	0	0	0	0	
339	321	GAINES & CO., Reisterstown, Md.	U/X	70.1	72.5	82	0	0	15	3	0	0	0	0	0	
340	320	A-C ELECTRIC CO., Bakersfield, Calif.	E	68.9	84.6	38	0	0	2	8	20	10	0	3	0	
341	450	MKD ELECTRIC, Elgin, Ill.	E	67.8	81.0	25	35	0	0	0	40	0	0	0	0	
342	298	SHAW ELECTRIC CO., Southfield, Mich.	E	67.6	64.2	30	25	5	0	10	0	5	0	25	0	
343	335	INTEGRATED FACILITY SERVICES INC., Fenton, Mo.	M/SH	67.0	48.2	87	13	0	0	0	0	0	0	0	0	
344	322	PIONEER CLADDING & GLAZING SYSTEMS INC., Mason, Ohio	G	66.0	117.4	100	0	0	0	0	0	0	0	0	0	
345	341	HEMMA CONCRETE INC., Marietta, Ga.	C	65.5	64.4	100	0	0	0	0	0	0	0	0	0	
346	409	DUNN BUILDING CO. LLC, Birmingham, Ala.	ST/C/R	65.4	40.0	10	50	20	0	0	20	0	0	0	0	
347	464	HACI MECHANICAL CONTRACTORS INC., Phoenix, Ariz.	M	65.4	66.3	75	23	0	0	2	0	0	0	0	0	
348	393	THE ROOF DEPOT INC., Roswell, Ga.	R	65.3	52.6	100	0	0	0	0	0	0	0	0	0	
349	516	CB STRUCTURES, Pompano Beach, Fla.	C	65.0	50.0	100	0	0	0	0	0	0	0	0	0	
350	339	THE SYSTEMS GROUP INC., El Dorado, Ark. <sup>350</sup>	M/C/D	64.9	85.3	0	10	5	0	0	85	0	0	0	0	

FOOTNOTES: 301=ELEVATOR CONSTRUCTION, MANUFACTURING AND SERVICE; 303=SECURITY; 314=TEMPORARY TRAFFIC CONTROL; 315=RIGGING/CONVEYOR INSTALL; 318=MISC FINISH TRADES; 319=TELEDATA; 324=BRIDGE/CULVERT; 331=SCAFFOLDING; 333=LIGHTWEIGHT; 334=TELECOM INFRASTRUCTURE; 335=PAVING; 338=INSULATION; 350=PROCESS PIPING.

RANK 2019	RANK 2018	FIRM	FIRM TYPE	2018 REVENUE (\$ MIL)		MARKETS (% OF 2018 REVENUE)									
				TOTAL REVENUE	NEW CONTRACTS	GENERAL BUILDING	MANUFACTURING	POWER	WATER SUPPLY	SEWER / WASTE	INDUS. / PETROLEUM	TRANSPORTATION	HAZARDOUS WASTE	TELECOM	
351	359	CJ DRILLING INC., Dundee, Ill.	X	64.8	92.2	8	0	79	0	0	0	13	0	0	
352	**	NETWORK INFRASTRUCTURE INC., Hempstead, N.Y.	U	64.2	68.6	0	0	22	0	0	30	0	0	48	
353	403	TRINITY DRYWALL AND PLASTERING SYSTEMS LP, Forth Worth, Texas <sup>353</sup>	W/O	63.9	56.0	100	0	0	0	0	0	0	0	0	
354	358	TAYLOR ELECTRIC INC., Salt Lake City, Utah	E	63.7	27.4	88	0	0	0	0	3	0	9		
355	371	RUSTON PAVING CO. INC., Durham, N.C. <sup>355</sup>	O	62.7	63.7	90	10	0	0	0	0	0	0	0	
356	352	BONLAND INDUSTRIES INC., Wayne, N.J.	SH	62.5	44.7	77	8	0	0	0	0	0	15		
357	**	PRT, Hemet, Calif.	ST/P	62.5	71.5	0	0	0	88	0	12	0	0	0	
358	432	INTEX ELECTRICAL CONTRACTORS INC., Forney, Texas	E	62.1	40.9	70	30	0	0	0	0	0	0	0	
359	312	BOUDREAU PIPELINE CORP., Corona, Calif.	U	62.1	55.2	100	0	0	0	0	0	0	0	0	
360	401	GREGORY ELECTRIC CO. INC., Columbia, S.C.	E	61.8	71.2	25	15	40	5	5	10	0	0	0	
361	473	CENTRAL CEILINGS INC., S. Easton, Mass.	W	61.5	62.9	100	0	0	0	0	0	0	0	0	
362	372	SWANSON & YOUNGDALE INC., Minneapolis, Minn.	P/W	61.5	57.5	81	1	12	0	0	5	0	0	0	
363	384	LATITE ROOFING LLC, Pompano Beach, Fla.	R	61.5	75.3	100	0	0	0	0	0	0	0	0	
364	346	THORNE ASSOCIATES INC., Chicago, Ill.	W	61.3	49.3	100	0	0	0	0	0	0	0	0	
365	375	THE BULLDOG GROUP INC., Winston-Salem, N.C.	R	60.9	68.2	80	20	0	0	0	0	0	0	0	
366	410	K.R. SWERDFEGER CONSTRUCTION INC., Pueblo West, Colo.	U	60.6	64.1	5	0	0	25	25	40	5	0	0	
367	571	ESA/1 PRIORITY, Commerce City, Colo.	A	60.4	55.0	10	0	20	0	0	30	10	30	0	
368	425	ACTION ELECTRICAL & MECHANICAL CONTRACTORS, Atlanta, Ga.	EM/SH	60.1	62.1	4	90	0	0	0	6	0	0	0	
369	**	KIMMINS CONTRACTING CORP., Tampa, Fla.	U/D	60.1	108.0	15	0	10	20	20	15	20	0	0	
370	376	CLEVELAND CEMENT CONTRACTORS INC., Cleveland, Ohio	C	59.8	52.5	75	20	0	0	5	0	0	0	0	
371	381	UNISTRUT CONSTRUCTION, Addison, Ill.	W	59.6	54.1	100	0	0	0	0	0	0	0	0	
372	337	TSI CORP., Upper Marlboro, Md. <sup>372</sup>	G/O	58.8	45.0	100	0	0	0	0	0	0	0	0	
373	297	ALAKA'I MECHANICAL CORP., Honolulu, Hawaii	M	58.8	58.3	100	0	0	0	0	0	0	0	0	
374	**	CAID INDUSTRIES INC., Tucson, Ariz. <sup>374</sup>	SH/WO	58.6	41.0	0	34	0	0	0	10	0	0	0	
375	418	WASHINGTON IRONWORKS, Gardena, Calif. <sup>375</sup>	O	58.4	54.6	100	0	0	0	0	0	0	0	0	
376	388	GREINER ELECTRIC LLC, Littleton, Colo.	E	58.3	47.4	100	0	0	0	0	0	0	0	0	
377	385	PREMIER ELECTRICAL CORP., Brooklyn Park, Minn.	E	58.2	65.0	30	5	5	0	10	5	35	0	10	
378	**	CROSBY-BROWNLIE INC., Rochester, N.Y.	M	58.1	49.8	60	10	0	5	5	20	0	0	0	
379	378	SUN VALLEY MASONRY INC., Phoenix, Ariz.	MA	57.7	57.7	100	0	0	0	0	0	0	0	0	
380	428	EDGERTON CONTRACTORS INC., Oak Creek, Wis.	X	57.7	65.8	49	0	18	0	1	0	32	0	0	
381	501	FRISCHHERTZ ELECTRIC CO. INC., New Orleans, La.	E	56.7	48.4	76	17	0	0	0	0	0	0	7	
382	294	GROUP BUILDERS INC., Honolulu, Hawaii	W	56.2	77.7	100	0	0	0	0	0	0	0	0	
383	400	WESTERN ALLIED CORP., Santa Fe Springs, Calif.	M	56.0	60.0	97	2	0	0	0	1	0	0	0	
384	353	DANT CLAYTON, Louisville, Ky. <sup>384</sup>	O/ST	55.4	60.5	0	0	0	0	0	0	0	0	0	
385	404	FLORENCE ELECTRIC LLC, Canton, Mass.	E	55.0	60.0	100	0	0	0	0	0	0	0	0	
386	406	GENERAL SHEET METAL, Clackamas, Ore.	M/SH	54.8	72.0	85	5	0	0	0	10	0	0	0	
387	319	CANNON & WENDT ELECTRIC CO. INC., Phoenix, Ariz.	E	54.3	43.8	90	0	0	0	0	0	10	0	0	
388	453	JERRY THOMPSON & SONS, San Rafael, Calif.	P	54.0	39.0	100	0	0	0	0	0	0	0	0	
389	363	SOWLES CO., Shakopee, Minn.	ST	53.8	41.8	50	10	0	0	0	40	0	0	0	
390	412	A&R MECHANICAL CONTRACTORS INC., Urbana, Ill. <sup>390</sup>	M/SH	53.8	60.6	99	1	0	0	0	0	0	0	0	
391	452	BUESING CORP., Phoenix, Ariz. <sup>391</sup>	X/O	53.7	32.6	72	2	0	7	9	0	5	0	0	
392	360	MENARD GROUP USA, Carnegie, Pa.	X	52.9	69.1	33	1	1	1	1	35	28	0	0	
393	394	AREA ERECTORS INC., Rockford, Ill.	ST	52.5	57.4	80	10	0	0	5	5	0	0	0	
394	**	SUPERIOR RIGGING & ERECTING CO. INC., Atlanta, Ga. <sup>394</sup>	ST/O	52.3	46.7	60	15	0	0	0	5	20	0	0	
395	413	UNITED CHESTER INDUST. INC., DBA UNITED MECHANICAL, Dallas, Texas	M	52.0	31.0	30	30	0	0	0	10	0	0	30	
396	431	ASCHER BROTHERS CO. INC., Chicago, Ill.	P	52.0	52.0	100	0	0	0	0	0	0	0	0	
397	420	W.D. MANOR MECHANICAL CONTRACTORS INC., Phoenix, Ariz.	M/SH	52.0	60.0	80	20	0	0	0	0	0	0	0	
398	462	ARCHITECTURAL WALL SYSTEMS LLC, Des Moines, Iowa	G	52.0	46.2	100	0	0	0	0	0	0	0	0	
399	445	INTERSTATE MECHANICAL CORP. DBA IMCOR, Phoenix, Ariz. <sup>399</sup>	M/SH	52.0	33.3	67	4	0	0	0	0	29	0	0	
400	395	JOHNSON AND JORDAN INC., Scarborough, Maine	M	51.5	30.5	97	0	0	0	3	0	0	0	0	

FOOTNOTES: 353=PLASTER; 355=ASPHALT PAVING & SITE WORK; 372=METAL PANEL; 374=AUTOMATION; 375=MISC. & ORNAMENTAL METALS FAB AND INSTALL; 384=DESIGN AND MANUFACTURING OR PRODUCTS; 390=PLUMBING; 391=SHORING; CRUSHING; SHOTCRETE; 394=CRANE RENTAL/RIGGING; 399=PLUMBING.

#10

MYR GROUP INC. acquired CSI Electrical Contractors on July 15 for approximately \$79.7 million. CSI was No. 112 on last year's Top 600.

RANK 2019	RANK 2018	FIRM	FIRM TYPE	2018 REVENUE (\$ MIL)		MARKETS (% OF 2018 REVENUE)										
				TOTAL REVENUE	NEW CONTRACTS	GENERAL BUILDING	MANUFACTURING	POWER	WATER SUPPLY	SEWER / WASTE	INDUS. / PETROLEUM	TRANSPORTATION	HAZARDOUS WASTE	TELECOM		
401	456	HELLER ELECTRIC CO. INC., Brandywine, Md.	E	51.3	42.3	95	0	0	0	0	0	0	0	0	0	5
402	427	ASSOCIATED MECHANICAL CONTRACTORS INC., Shakopee, Minn.	M	51.3	67.9	100	0	0	0	0	0	0	0	0	0	0
403	435	TERRY'S ELECTRIC INC., Kissimmee, Fla.	EU	51.1	52.9	78	0	15	0	0	0	7	0	0	0	0
404	478	MILLERCLAPPERTON, Austell, Ga.	W	51.1	43.1	100	0	0	0	0	0	0	0	0	0	0
405	469	PATRIOT ERECTORS LLC, Dripping Springs, Texas	ST	51.1	97.6	100	0	0	0	0	0	0	0	0	0	0
406	364	AVALOTIS CORP., Verona, Pa.	P	51.0	22.0	0	20	20	0	0	40	20	0	0	0	0
407	446	PHILIPS BROTHERS ELECTRICAL CONTRACTORS INC., Glenmoore, Pa.	E	50.9	24.4	30	5	15	5	25	10	10	0	0	0	0
408	461	COMPREHENSIVE ENERGY SERVICES INC., Longwood, Fla.	M	50.8	56.6	100	0	0	0	0	0	0	0	0	0	0
409	304	FOUNDATION CONSTRUCTORS INC., Oakley, Calif.	X	50.7	52.0	75	0	2	0	5	0	18	0	0	0	0
410	366	R.W. WARNER INC., Frederick, Md.	M	50.6	42.8	100	0	0	0	0	0	0	0	0	0	0
411	482	CLEARY CONSTRUCTION INC., Tompkinsville, Ky.	U	50.5	35.5	0	0	0	46	44	10	0	0	0	0	0
412	417	INTERNATIONAL ASBESTOS REMOVAL INC., Babylon, N.Y. <sup>412</sup>	A/O	50.5	60.0	50	0	0	0	0	0	0	50	0	0	0
413	407	SUNWEST ELECTRIC INC., Anaheim, Calif.	E	50.1	62.6	85	10	0	0	0	5	0	0	0	0	0
414	497	DORAL CORP., Milwaukee, Wis. <sup>414</sup>	O/MSH	50.0	50.0	0	80	0	0	10	10	0	0	0	0	0
415	**	WARD ELECTRIC CO. INC., Longmont, Colo.	E	50.0	61.0	2	0	96	0	0	1	0	0	0	2	0
416	399	TRUESDELL CORP., Tempe, Ariz. <sup>416</sup>	O	49.7	57.5	20	0	0	0	0	0	80	0	0	0	0
417	**	XCEL MECHANICAL SYSTEMS INC., Gardena, Calif.	M	49.5	63.0	100	0	0	0	0	0	0	0	0	0	0
418	433	ACOUSTIC CEILING AND PARTITION CO., Ann Arbor, Mich.	W	49.3	43.2	96	4	0	0	0	0	0	0	0	0	0
419	**	SCHWAGER DAVIS INC., San Jose, Calif. <sup>419</sup>	O	49.1	50.1	3	0	0	0	0	0	97	0	0	0	0
420	430	GEO-SOLUTIONS INC., New Kensington, Pa. <sup>420</sup>	O	49.1	60.0	0	0	0	0	0	0	0	100	0	0	0
421	354	DANNY'S CONSTRUCTION CO. LLC, Shakopee, Minn.	ST	48.9	75.8	53	0	0	1	0	0	46	0	0	0	0
422	397	GSL ELECTRIC, Sandy, Utah	E	48.9	45.1	70	0	5	0	0	15	0	0	0	10	0
423	477	CSE INC., Madison Heights, Va.	ST	48.8	32.3	45	25	0	0	0	30	0	0	0	0	0
424	392	HODESS CLEANROOM CONSTRUCTION, North Attleboro, Mass. <sup>424</sup>	O	48.6	43.8	10	90	0	0	0	0	0	0	0	0	0
425	**	ELY CONCRETE CONSTRUCTION, Cartersville, Ga.	C	48.6	30.0	80	0	0	0	0	0	20	0	0	0	0
426	415	KOONTZ ELECTRIC CO. INC., Morrilton, Ark.	E	48.6	56.2	4	2	43	41	0	6	4	0	0	0	0
427	553	HARRISON CONTRACTING CO., Villa Rica, Ga.	P	48.5	49.4	90	10	0	0	0	0	0	0	0	0	0
428	451	ACME CONSTRUCTORS INC., St. Louis, Mo.	M/ST	48.2	46.7	1	84	15	0	0	0	0	0	0	0	0
429	374	JDC DEMOLITION CO. INC., Boston, Mass.	D	48.2	24.0	80	0	0	0	0	20	0	0	0	0	0
430	387	GIROUX GLASS INC., Los Angeles, Calif.	G	48.0	63.0	95	0	0	0	0	0	5	0	0	0	0
431	449	ARC ABATEMENT, Waco, Texas	A	47.8	56.7	0	0	0	0	0	0	0	88	0	0	0
432	455	DEE CRAMER INC., Holly, Mich.	SH	47.5	32.5	80	20	0	0	0	0	0	0	0	0	0
433	436	ASCHINGER ELECTRIC CO., Fenton, Mo.	E	47.3	57.0	55	0	10	5	0	10	10	0	0	10	0
434	444	SPACECON SPECIALTY CONTRACTORS, Colorado Springs, Colo.	W	47.0	47.0	80	3	0	0	2	0	15	0	0	0	0
435	**	BOUMA CORP., Grand Rapids, Mich.	W	46.8	41.8	90	10	0	0	0	0	0	0	0	0	0
436	421	CULLUM MECHANICAL CONSTRUCTION INC., North Charleston, S.C.	M	46.8	55.2	60	40	0	0	0	0	0	0	0	0	0
437	355	FERGUSON TRENCHING CO., Plainville, Conn.	ME	46.7	46.3	100	0	0	0	0	0	0	0	0	0	0
438	405	OTTO BAUM CO. INC., Morton, Ill.	MA	46.7	38.0	85	0	0	0	5	0	10	0	0	0	0
439	448	BEARD CONSTRUCTION GROUP LLC, Port Allen, La.	X	46.3	38.1	0	0	2	0	0	66	32	0	0	0	0
440	459	SIERRA PACIFIC WEST INC., Vista, Calif.	X/D	46.3	39.7	85	0	0	0	0	0	15	0	0	0	0
441	470	PRECISION ENVIRONMENTAL CO., Independence, Ohio	A	46.2	49.3	0	0	0	0	0	0	0	100	0	0	0
442	361	SUPERIOR GUNITE, Lakeview Terrace, Calif.	C	45.7	32.2	47	0	0	25	1	0	20	0	0	0	0
443	471	THOMARIOS, Akron, Ohio <sup>443</sup>	P/A	45.7	52.7	40	0	15	0	0	0	15	0	0	0	0
444	**	C3M POWER SYSTEMS LLC, Capitol Heights, Md.	E	45.6	71.3	6	0	0	0	0	0	94	0	0	0	0
445	**	ADAMO GROUP INC., Detroit, Mich.	D	45.6	30.8	30	28	15	0	1	8	3	15	0	0	0
446	513	AJAY GLASS CO., Canandaigua, N.Y.	G	45.3	62.5	85	0	0	0	0	0	15	0	0	0	0
447	**	HIS CONSTRUCTORS INC., Indianapolis, Ind. <sup>447</sup>	O/CX	45.0	34.9	0	0	0	0	25	0	25	50	0	0	0
448	419	HALEY-GREER INC., Dallas, Texas	G	45.0	45.0	100	0	0	0	0	0	0	0	0	0	0
449	505	BECKSTROM ELECTRIC, Purcellville, Va.	E	44.7	32.3	100	0	0	0	0	0	0	0	0	0	0
450	457	TARLTON AND SON INC., Fresno, Calif. <sup>450</sup>	WO	44.0	68.0	20	0	0	0	5	0	0	0	0	0	0

FOOTNOTES: 412=INSULATION; 414=MILLWRIGHT/RIGGING/FABRICATION; 416=ROAD RESURFACE, CONCRETE REPAIR & STRENGTHENING; 419=CONCRETE PRESTRESSING, AUTOMATED PEOPLE MOVERS, STRUCTURAL RETROFIT; 420=ENVIRONMENTAL REMEDIATION; 424=CLEANROOMS; 443=GENERAL CONTRACTING; 447=ENVIRONMENTAL REMEDIATION; 450=LATH AND PLASTER.

RANK 2019	RANK 2018	FIRM	FIRM TYPE	2018 REVENUE (\$ MIL)		MARKETS (% OF 2018 REVENUE)									
				TOTAL REVENUE	NEW CONTRACTS	GENERAL BUILDING	MANUFACTURING	POWER	WATER SUPPLY	SEWER / WASTE	INDUS. / PETROLEUM	TRANSPORTATION	HAZARDOUS WASTE	TELECOM	
451	486	GRAYDAZE CONTRACTING INC., Alpharetta, Ga.	P	43.8	45.0	92	8	0	0	0	0	0	0	0	0
452	**	1901 INC., Madison, Wis.	M/SH	43.8	NA	85	10	0	0	0	5	0	0	0	0
453	491	RHP MECHANICAL SYSTEMS, Reno, Nev.	M	43.3	27.3	75	25	0	0	0	0	0	0	0	0
454	483	THE GEORGE D. ALAN CO., Grand Prairie, Texas <sup>454</sup>	O	43.2	44.3	75	10	0	0	2	5	8	0	0	0
455	373	CASTLE CONTRACTING LLC, Webster Groves, Mo. <sup>455</sup>	O	42.8	45.5	74	0	4	0	0	21	1	0	0	0
456	429	FOUNTAIN CONSTRUCTION CO. INC., Jackson, Miss. <sup>456</sup>	O/ME	42.2	54.9	100	0	0	0	0	0	0	0	0	0
457	565	GRAHAM COUNTY LAND CO. LLC, Robbinsville, N.C. <sup>457</sup>	X/C	42.0	50.0	0	0	0	0	0	0	50	0	0	0
458	547	ACME ELECTRIC CO., Lubbock, Texas	E	42.0	76.9	65	0	0	0	35	0	0	0	0	0
459	**	TOTAL CIVIL CONSTRUCTION, Lanham, Md.	X	41.2	56.1	74	0	0	0	0	0	26	0	0	0
460	458	IMS MASONRY INC., Lindon, Utah	MA	41.1	37.4	91	0	0	0	2	5	2	0	0	0
461	503	PALMETTO AUTOMATIC SPRINKLER, West Columbia, S.C.	F	40.9	30.3	25	60	0	0	0	10	5	0	0	0
462	466	WAYNE'S ROOFING INC., Sumner, Wash.	R	40.8	39.9	100	0	0	0	0	0	0	0	0	0
463	493	SHELLEY ELECTRIC INC., Wichita, Kan.	E	40.7	30.0	30	30	0	0	27	7	4	0	0	2
464	526	APEX STEEL INC., Kirkland, Wash. <sup>464</sup>	ST/O	40.7	50.8	98	0	0	0	0	2	0	0	0	0
465	479	PETERSON MECHANICAL INC., Sonoma, Calif.	M	40.4	39.0	100	0	0	0	0	0	0	0	0	0
466	416	ORNDORFF & SPAID INC., Beltsville, Md.	R/SH	40.3	39.0	85	8	0	0	0	7	0	0	0	0
467	**	DEL MONTE ELECTRIC CO., Dublin, Calif.	E	40.2	37.7	100	0	0	0	0	0	0	0	0	0
468	524	KARSTEN INTERIOR SERVICES, Houston, Texas	W	40.0	30.0	73	12	0	0	0	15	0	0	0	0
469	499	O.C. MCDONALD CO., San Jose, Calif. <sup>469</sup>	M/SH	40.0	46.0	30	10	0	0	0	60	0	0	0	0
470	454	NORTH AMERICAN DISMANTLING CORP., Lapeer, Mich.	D	40.0	24.0	10	20	60	0	0	5	0	5	0	0
471	437	ADRIAN L. MERTON INC., Capitol Heights, Md.	M	39.5	42.0	100	0	0	0	0	0	0	0	0	0
472	**	LAFAYETTE METAL & GLASS CO., Hauppauge, N.Y. <sup>472</sup>	G	39.5	29.6	73	0	0	0	0	0	5	0	0	0
473	522	ADVANCETEC LLC, Richmond, Va. <sup>473</sup>	O	39.5	43.2	0	75	0	0	0	25	0	0	0	0
474	521	KASSELMAN ELECTRIC CO. INC., Menands, N.Y.	E	39.3	44.7	65	25	0	0	0	0	0	0	0	10
475	504	THOMAS INDUSTRIAL COATINGS INC., Pevely, Mo.	P	38.8	46.1	5	10	5	20	5	35	20	0	0	0
476	439	MID ATLANTIC MECHANICAL INC., Newtown Square, Pa.	M	38.5	34.0	100	0	0	0	0	0	0	0	0	0
477	496	JOHN SMITH MASONRY, St. Louis, Mo.	MA	38.5	38.5	84	5	0	0	1	5	5	0	0	0
478	**	FERGUSON TRENCHING CO., Odenton, Md.	U/X	38.4	12.0	75	0	0	15	10	0	0	0	0	0
479	467	INTERNATIONAL CHIMNEY CORP., Williamsville, N.Y. <sup>479</sup>	O/M/V/D	38.3	43.1	7	5	36	5	3	32	2	5	5	5
480	518	CANTERA CONCRETE CO. LLC, Tulsa, Okla.	C	38.3	43.2	75	10	0	0	0	15	0	0	0	0
481	541	WASCO INC., Nashville, Tenn.	MA	38.2	36.5	100	0	0	0	0	0	0	0	0	0
482	485	FENTON RIGGING & CONTRACTING, Cincinnati, Ohio <sup>482</sup>	O/C/ST	38.1	38.1	0	35	15	0	0	20	30	0	0	0
483	**	RED CEDAR STEEL ERECTORS INC., Menomonie, Wis.	ST	38.0	38.0	85	0	0	0	0	0	15	0	0	0
484	566	DEE BROWN INC., Dallas, Texas	MA	37.5	32.0	100	0	0	0	0	0	0	0	0	0
485	**	SENTINEL SAFETY & SECURITY GROUP LLC, Port Washington, Wis.	F	37.5	25.8	60	20	0	0	0	20	0	0	0	0
486	500	RKS PLUMBING AND MECHANICAL INC., Glendale, Ariz.	M	37.0	36.0	80	10	0	0	10	0	0	0	0	0
487	535	WIEGMANN ASSOCIATES, St. Charles, Mo.	M	37.0	39.1	100	0	0	0	0	0	0	0	0	0
488	**	BRAZOS MASONRY INC., Woodway, Texas	MA	36.7	39.0	70	10	0	0	0	5	15	0	0	0
489	495	ATLANTIC ELECTRIC LLC, North Charleston, S.C.	E	36.4	26.4	21	0	0	0	30	0	49	0	0	0
490	545	BUILDERS PLUS INC., Boynton Beach, Fla.	C	35.8	41.1	100	0	0	0	0	0	0	0	0	0
491	581	ALL STATE CONSTRUCTION INC., Farmington, Conn.	MX	35.7	34.9	85	0	0	0	15	0	0	0	0	0
492	520	TEXAS SCENIC CO., San Antonio, Texas <sup>492</sup>	O	35.7	65.8	100	0	0	0	0	0	0	0	0	0
493	474	GRIFFIN DEWATERING, Houston, Texas <sup>493</sup>	O	35.6	38.5	45	5	10	20	20	0	0	0	0	0
494	**	ROTOLO CONSULTANTS INC., Slidell, La. <sup>494</sup>	O	35.5	40.0	0	0	0	0	0	0	0	0	0	0
495	481	HARTMAN WALSH INDUSTRIAL SERVICES, St. Louis, Mo.	P	35.1	NA	2	5	23	23	10	20	10	5	2	2
496	**	CALIFORNIA SHEET METAL WORKS INC., El Cajon, Calif.	SH	35.0	NA	100	0	0	0	0	0	0	0	0	0
497	514	NICKLE ELECTRICAL COS., Newark, Del.	E	34.8	31.0	100	0	0	0	0	0	0	0	0	0
498	549	CENTERLINE INC., Palm City, Fla.	U	34.7	28.2	75	0	0	0	0	0	25	0	0	0
499	460	SLACK & CO. CONTRACTING INC., Houston, Texas	U/X	34.5	32.2	50	0	0	0	50	0	0	0	0	0
500	507	AARON ENTERPRISES INC., York, Pa. <sup>500</sup>	O/X	34.5	22.0	0	0	30	5	15	25	25	0	0	0

FOOTNOTES: 454=WATERPROOFING; 455=CIVIL CONSTRUCTION; 456=MISC. CONSTRUCTION WORK; 457=HAZARDOUS TREE REMOVAL; 464=POWER GRANES AND HOISTS; 469=PLUMBING; 472=ARCHITECTURAL METAL & GLASS; 473=CLEARROOM DESIGN/BUILD; 479=HISTORICAL MOVIES; 482=RIGGING; 483=STAGE EQUIPMENT; 489=CONSTRUCTION DEWATERING; 493=CONSTRUCTION DEWATERING; 494=COMMERCIAL LANDSCAPE MAINTENANCE; LANDSCAPE CONSTRUCTION; AQUATICS & HARBSAPES; 500=TRENCHLESS TECHNOLOGY.

#30

ARCHKEY SOLUTIONS is the product of a merger between Parsons Electric (ranked No. 62 last year) and Sachs Electric (No. 101 last year).

RANK 2019	RANK 2018	FIRM	FIRM TYPE	2018 REVENUE (\$ MIL)		MARKETS (% OF 2018 REVENUE)									
				TOTAL REVENUE	NEW CONTRACTS	GENERAL BUILDING	MANUFACTURING	POWER	WATER SUPPLY	SEWER / WASTE	INDUS. / PETROLEUM	TRANSPORTATION	HAZARDOUS WASTE	TELECOM	
501	443	PERRECA ELECTRIC CO. INC., Newburgh, N.Y.	E	34.1	25.6	10	5	55	0	0	25	0	0	0	5
502	**	PRO-CRAFT CONSTRUCTION INC., Redlands, Calif.	MU	34.0	24.5	100	0	0	0	0	0	0	0	0	
503	510	GRIBBINS INSULATION CO. INC., Evansville, Ind. <sup>503</sup>	O	34.0	29.4	25	30	25	0	0	20	0	0	0	
504	583	INTERIOR CONTRACTORS INC LLC, Arvada, Colo.	W	34.0	36.0	90	10	0	0	0	0	0	0	0	
505	528	MARR SCAFFOLDING CO., South Boston, Mass. <sup>505</sup>	O	33.9	17.9	85	5	0	0	0	5	5	0	0	
506	**	FLOORZ, Denver, Colo. <sup>506</sup>	O/CST	33.5	33.5	100	0	0	0	0	0	0	0	0	
507	515	MID-CONTINENTAL RESTORATION CO. INC., Fort Scott, Kan. <sup>507</sup>	O/MA	32.7	32.7	100	0	0	0	0	0	0	0	0	
508	**	ENVIROCON SYSTEMS INC., Houston, Texas <sup>508</sup>	O	32.5	43.0	0	0	0	0	10	80	0	10	0	
509	**	DORE & ASSOCIATES CONTRACTING INC., Bay City, Mich.	D	32.2	26.7	45	10	15	0	0	10	0	20	0	
510	551	JOHNSON-DAVIS INC., Lantana, Fla.	U	32.2	36.6	0	0	0	30	10	0	60	0	0	
511	536	GRAZZINI BROTHERS & CO., Eagan, Minn. <sup>511</sup>	O	32.2	19.1	83	2	0	0	0	0	15	0	0	
512	555	D.W. NICHOLSON CORP., Hayward, Calif. <sup>512</sup>	M.EST	32.1	27.8	15	10	0	0	15	15	45	0	0	
513	573	METRO MECHANICAL INC., Bolton, Miss.	M	32.0	33.0	99	1	0	0	0	0	0	0	0	
514	390	NASDI LLC, Woburn, Mass.	D	32.0	32.0	50	0	5	0	0	0	5	40	0	
515	498	BELTLINE ELECTRIC CO. INC., Paducah, Ky.	E	32.0	36.3	16	1	25	0	0	57	0	0	0	
516	531	J. CROMPTON ELECTRIC INC., West Palm Beach, Fla. <sup>516</sup>	O	31.9	34.5	6	0	0	0	0	0	0	0	94	
517	519	GEORGE E. MASKER INC., Oakland, Calif.	P	31.9	35.4	90	0	0	0	0	0	10	0	0	
518	502	CENTURY MECHANICAL CONTRACTORS INC., Fort Worth, Texas	M	31.8	20.9	80	5	0	0	0	15	0	0	0	
519	517	TLC DIVERSIFIED, Palmetto, Fla.	MU	31.8	45.5	0	0	0	10	90	0	0	0	0	
520	591	RAM ACOUSTICAL CORP., Beaver Falls, Pa.	W	31.6	26.5	100	0	0	0	0	0	0	0	0	
521	600	CR LIGHTING & ELECTRIC INC., Layton, Utah	E	31.6	41.4	100	0	0	0	0	0	0	0	0	
522	476	MKB CONSTRUCTION INC., Phoenix, Ariz.	W	31.3	45.7	90	5	0	0	0	5	0	0	0	
523	539	TWC CONCRETE SERVICES LLC, Cincinnati, Ohio	C	31.1	31.1	35	20	0	0	0	0	45	0	0	
524	534	HOOPER CONSTRUCTION CO., Virginia, Minn. <sup>524</sup>	X/O	31.0	31.0	10	0	10	0	0	60	20	0	0	
525	548	SEEDORFF MASONRY INC., Strawberry Point, Iowa	MA	30.8	25.6	100	0	0	0	0	0	0	0	0	
526	592	W.B. GUIMARIN & CO. INC., Columbia, S.C.	M	30.7	22.2	80	20	0	0	0	0	0	0	0	
527	550	DURR HEAVY CONSTRUCTION LLC, Harahan, La.	X/D/U	30.6	34.5	70	0	0	0	0	0	30	0	0	
528	509	SPECIALTY FINISHES INC., Atlanta, Ga.	P	30.6	27.5	80	0	0	0	0	0	20	0	0	
529	494	ROOFING SOLUTIONS LLC, Prairieville, La.	R/SH	30.6	32.0	100	0	0	0	0	0	0	0	0	
530	440	DESERT MECHANICAL INC., Sylmar, Calif. <sup>530</sup>	M/SH	30.5	5.9	50	0	0	0	0	0	50	0	0	
531	570	ASSOCIATED MECHANICAL CONTRACTORS INC., Montgomery, Ala. <sup>531</sup>	M/O	30.3	27.1	60	20	0	0	20	0	0	0	0	
532	544	BEACON PIPING CO., Canton, Mass.	M	30.0	45.1	12	8	50	0	0	12	18	0	0	
533	**	THE BERG CORP., Baltimore, Md.	D	30.0	35.0	100	0	0	0	0	0	0	0	0	
534	511	KING OF TEXAS ROOFING CO. LP, Grand Prairie, Texas	R	30.0	32.0	90	10	0	0	0	0	0	0	0	
535	380	ALFRED MILLER CONTRACTING, Lake Charles, La. <sup>535</sup>	F/O	30.0	20.1	0	0	0	0	0	100	0	0	0	
536	**	LEED ELECTRIC INC., Santa Fe Springs, Calif.	E	30.0	23.0	0	0	0	22	57	6	0	15	0	
537	475	UNITED RIGGERS AND ERECTORS INC., Walnut, Calif.	M/ST/C	29.8	20.8	10	20	10	0	20	40	0	0	0	
538	488	LONG PAINTING CO., Kent, Wash.	P	29.7	30.5	46	14	6	8	4	18	2	2	0	
539	391	CONCRETE PROTECTION & RESTORATION INC., Baltimore, Md.	C	29.7	38.3	0	0	0	0	0	95	5	0	0	
540	558	NEW ROADS ENVIRONMENTAL SERVICES, Brockton, Mass.	A	29.0	NA	0	0	0	0	0	0	0	100	0	
541	525	O'ROURKE WRECKING CO., Cincinnati, Ohio	D	29.0	30.1	30	10	30	0	0	30	0	0	0	
542	468	CRAWFORD TRACEY CORP., Deerfield Beach, Fla.	G	28.8	40.2	100	0	0	0	0	0	0	0	0	
543	575	PERSONS SERVICES CORP., Alabama, Ala. <sup>543</sup>	U/O/M	28.6	34.6	10	20	0	20	10	30	0	0	0	
544	557	VIDIMOS INC., East Chicago, Ind.	SH	28.6	28.6	0	40	5	0	0	55	0	0	0	
545	**	SOEP PAINTING CORP., Lawrence, Mass. <sup>545</sup>	P	28.5	29.1	90	0	0	0	10	0	0	0	0	
546	552	COMMERCIAL ROOFERS INC., Las Vegas, Nev. <sup>546</sup>	R	28.1	28.1	100	0	0	0	0	0	0	0	0	
547	568	NATIONAL COATINGS INC., Raleigh, N.C.	P	28.1	21.6	75	0	0	0	20	0	5	0	0	
548	593	BEACH ELECTRIC CO INC., Paterson, N.J.	E	28.0	21.9	78	0	5	0	12	0	5	0	0	
549	588	SHADROCK & WILLIAMS MASONRY, Helotes, Texas	MA	27.8	38.6	90	0	0	0	0	0	10	0	0	
550	562	INFINITY CONTRACTORS INT'L LTD., Fort Worth, Texas	M	27.7	28.3	70	5	0	10	10	5	0	0	0	

FOOTNOTES: 503—MECHANICAL INSULATION; 505—ALL EXCEPT FOR STEEL ERECTION AND UTILITIES; 506—COMMERCIAL FLOORING; 507—REMEDIAL PRESERVATION; 508—GEOSYNTHETIC LINER AND HOPE PIPE; 511—SPECIALTY CONTRACTOR; 512—DOORS/RC; 516—TELECOMMUNICATIONS; 524—DRILLING AND BLASTING; 530—PLUMBING; 531—WASTE WATER, WATER TREATMENT, CIVIL; 535—BUILDINGS & FACILITY SERVICES; 543—DISASTER RECOVERY; 545—SPRAY FOAM INSULATION; 546—WATERPROOFING.

**NORTHSTAR GROUP SERVICES** will demolish the 707-ft, 52-floor 270 Park Avenue building in Manhattan, the largest-ever planned demolition.

RANK 2019	RANK 2018	FIRM	FIRM TYPE	2018 REVENUE (\$ MIL)		MARKETS (% OF 2018 REVENUE)									
				TOTAL REVENUE	NEW CONTRACTS	GENERAL BUILDING	MANUFACTURING	POWER	WATER SUPPLY	SEWER / WASTE	INDUS. / PETROLEUM	TRANSPORTATION	HAZARDOUS WASTE	TELECOM	
551	546	<b>BRODIE CONTRACTORS INC.</b> , Raleigh, N.C.	MA	27.6	30.0	100	0	0	0	0	0	0	0	0	0
552	542	<b>K&amp;S AIR CONDITIONING INC.</b> , Orange, Calif.	M	27.6	32.5	100	0	0	0	0	0	0	0	0	0
553	559	<b>THE PIPCO COS. LTD.</b> , Peoria, Ill.	F/M/SH	27.6	32.7	30	20	0	10	5	30	5	0	0	0
554	563	<b>MCCROSSIN FOUNDATIONS LLC</b> , Bellefonte, Pa.	X	27.4	26.0	30	5	0	10	0	10	45	0	0	0
555	538	<b>NATIONAL ENCLOSURE CO.</b> , Ypsilanti, Mich.	G	27.3	31.6	100	0	0	0	0	0	0	0	0	0
556	543	<b>ACKERMAN PLUMBING INC.</b> , Sarasota, Fla. <sup>556</sup>	M	27.0	43.7	85	0	0	0	0	0	15	0	0	0
557	530	<b>THE HOLBROOK CO. INC.</b> , Grand Prairie, Texas	XD	27.0	24.2	92	0	0	0	0	0	8	0	0	0
558	527	<b>MSL ELECTRIC INC.</b> , Anaheim, Calif.	E	27.0	54.2	0	0	0	0	0	0	100	0	0	0
559	508	<b>DEMOLITION &amp; ASBESTOS REMOVAL INC.</b> , Greensboro, N.C.	A	26.8	28.2	0	0	0	0	0	0	0	100	0	0
560	506	<b>DUAL TEMP CO.</b> , Allentown, Pa.	M	26.6	32.6	55	40	0	0	0	0	0	0	0	5
561	572	<b>CERTIFIED COATINGS CO.</b> , Fairfield, Calif.	P	26.0	14.5	0	0	5	0	0	20	75	0	0	0
562	**	<b>CENTURY STEEL ERECTORS CO. LP</b> , Dravosburg, Pa. <sup>562</sup>	ST	25.7	26.0	67	0	0	0	0	13	20	0	0	0
563	584	<b>11400 INC.</b> , Lancaster, Pa. <sup>563</sup>	O	25.6	37.7	100	0	0	0	0	0	0	0	0	0
564	**	<b>WINTER ENVIRONMENTAL, DIV. WINTER CONSTR.</b> , Peachtree Corners, Ga. <sup>564</sup>	A	25.3	19.6	0	0	0	0	0	0	0	100	0	0
565	564	<b>PIEDMONT MECHANICAL INC.</b> , Spartanburg, S.C. <sup>565</sup>	M	25.3	26.6	1	99	0	0	0	0	0	0	0	0
566	577	<b>HARGROVE ELECTRIC CO. INC.</b> , Dallas, Texas	E	24.9	16.2	65	20	0	0	0	10	0	0	0	5
567	554	<b>SPECTRUM MECHANICAL &amp; SERVICE CONTRACTORS LLC</b> , Tempe, Ariz.	M	24.7	25.7	100	0	0	0	0	0	0	0	0	0
568	576	<b>LEGACY MECHANICAL INC.</b> , Denver, Colo.	M	24.3	27.5	100	0	0	0	0	0	0	0	0	0
569	589	<b>ALL-SOUTH SUBCONTRACTORS INC.</b> , Birmingham, Ala.	R	24.1	25.0	60	40	0	0	0	0	0	0	0	0
570	585	<b>HAMPSHIRE FIRE PROTECTION CO.</b> , Londonderry, N.H.	F	24.0	27.0	100	0	0	0	0	0	0	0	0	0
571	**	<b>LAKESHORE ENVIRONMENTAL CONTRACTORS LLC</b> , Birmingham, Ala. <sup>571</sup>	AD	24.0	24.0	25	10	5	0	0	10	10	25	15	0
572	560	<b>THE WITMER GROUP</b> , Mount Joy, Pa.	MA	23.7	25.3	70	20	0	0	10	0	0	0	0	0
573	567	<b>B&amp;B ELECTRICAL CONTRACTORS INC.</b> , Iron Mountain, Mich.	E	23.5	28.5	15	0	50	0	5	30	0	0	0	0
574	**	<b>PYRAMID ELECTRIC INC.</b> , Memphis, Tenn.	E	23.5	18.2	45	0	0	0	0	0	47	0	8	0
575	596	<b>THE ROCKWELL GROUP INC.</b> , Freeport, Ill.	W	23.1	30.5	95	5	0	0	0	0	0	0	0	0
576	484	<b>ERSI</b> , East Syracuse, N.Y.	D	23.1	30.0	30	10	0	0	0	60	0	0	0	0
577	597	<b>BUILDING CONTROL INTEGRATORS</b> , Powell, Ohio <sup>577</sup>	O	22.9	20.4	100	0	0	0	0	0	0	0	0	0
578	**	<b>PENINGTON PAINTING CO.</b> , Chandler, Ariz.	P	22.9	24.9	79	14	0	0	5	0	2	0	0	0
579	**	<b>THE DEMO CO. LLC</b> , Dallas, Texas	D	22.7	28.1	100	0	0	0	0	0	0	0	0	0
580	540	<b>ATS DRILLING INC.</b> , Fort Worth, Texas	X	22.5	20.0	10	0	0	0	0	0	90	0	0	0
581	**	<b>KEARNEY ELECTRIC INC.</b> , Phoenix, Ariz. <sup>581</sup>	E/O	22.5	23.0	70	0	0	0	0	0	0	0	0	30
582	595	<b>R&amp;R WINDOW CONTRACTORS INC.</b> , Easthampton, Mass.	G	22.5	15.8	100	0	0	0	0	0	0	0	0	0
583	**	<b>QUALITY INTERIORS INC.</b> , Indianapolis, Ind.	WP/P	22.1	17.0	85	15	0	0	0	0	0	0	0	0
584	529	<b>MIDWEST STEEL CO. INC.</b> , Houston, Texas	D	22.1	10.1	0	0	0	0	0	100	0	0	0	0
585	590	<b>GIBSON LANDSCAPE SERVICES INC.</b> , Alpharetta, Ga. <sup>585</sup>	C/O	21.9	22.7	90	10	0	0	0	0	0	0	0	0
586	**	<b>L.M. SESSLER EXCAVATING &amp; WRECKING INC.</b> , Waterloo, N.Y.	D	21.6	16.0	25	0	0	0	0	10	65	0	0	0
587	**	<b>REMBCO GEOTECHNICAL CONTRACTORS INC.</b> , Knoxville, Tenn. <sup>587</sup>	X/O	21.6	18.0	60	20	10	3	0	0	5	0	1	0
588	594	<b>MAYERS ELECTRIC CO. INC.</b> , Cincinnati, Ohio	E	21.6	18.2	36	22	11	0	0	24	6	0	1	0
589	580	<b>MASONRY BUILDERS INC.</b> , Tampa, Fla.	MA	21.5	23.2	100	0	0	0	0	0	0	0	0	0
590	599	<b>MIDSTATE MECHANICAL INC.</b> , Phoenix, Ariz.	M	21.3	45.2	95	5	0	0	0	0	0	0	0	0
591	587	<b>JD TRADITIONAL</b> , Huntington Station, N.Y.	W	21.1	27.4	95	0	0	0	3	0	2	0	0	0
592	**	<b>HIGH LIGHT ELECTRIC INC.</b> , Riverside, Calif.	E	20.9	82.6	0	0	0	0	0	0	100	0	0	0
593	**	<b>BERNHARD WOODWORK LTD.</b> , Northbrook, Ill. <sup>593</sup>	O	20.4	12.0	100	0	0	0	0	0	0	0	0	0
594	561	<b>WESTATES MECHANICAL CORP. INC.</b> , Hayward, Calif.	FM	20.2	10.7	100	0	0	0	0	0	0	0	0	0
595	586	<b>R BAKER &amp; SON</b> , Marlboro, N.J.	D	20.0	20.0	15	15	15	0	5	40	5	0	5	0
596	**	<b>HEARTLAND ACOUSTICS &amp; INTERIORS INC.</b> , Englewood, Colo.	W	20.0	25.0	100	0	0	0	0	0	0	0	0	0
597	**	<b>KEAR CIVIL CORP.</b> , Phoenix, Ariz. <sup>597</sup>	QU	20.0	35.0	0	0	0	15	5	80	0	0	0	0
598	**	<b>LEVEL 5 INC.</b> , Santa Clara, Calif. <sup>598</sup>	W	20.0	86.0	0	0	0	0	0	100	0	0	0	0
599	**	<b>INTERIOR TECHNOLOGY INC.</b> , Seattle, Wash. <sup>599</sup>	O/FW	19.4	22.2	80	10	0	0	0	0	10	0	0	0
600	**	<b>GRUNDMAN MECHANICAL SYSTEMS INC.</b> , Thornwood, N.Y.	M	19.2	28.6	100	0	0	0	0	0	0	0	0	0

FOOTNOTES: 556=PLUMBING; 562=INDUSTRIAL MAINTENANCE/PRECAST; 563=INSULATION; 571=SCAFFOLDING; 577=BUILDING AUTOMATION; 581=COMMUNICA-TION DATA CABLING; 585=LANDSCAPING; 587=SOIL STABILIZATION; 588=ARCHITECTURAL WOODWORK; 597=AVIATION FUEL SYSTEMS; 599=PIPER / SMOKE / EGRESS.



# Where To Find the Top 600

FIRM	RANK	FIRM	RANK	FIRM	RANK	FIRM	RANK
<b>A</b>		B&B Electrical Contractors Inc.	573	California Sheet Metal Works Inc.	496	<b>D</b>	
11400 Inc.	563	Baker Construction Enterprises Inc.	16	J.C. Cannistraro	93	Daley's Drywall	241
1901 Inc.	452	Baker Group	142	Cannon & Wendt Electric Co. Inc.	387	Danella Cos. Inc.	87
A&R Mechanical Contractors Inc.	390	Baker Roofing Co.	103	Cantera Concrete Co. LLC	480	Danny's Construction Co. LLC	421
Aaron Enterprises Inc.	500	Baker Triangle	167	Capform Inc.	110	Dant Clayton	384
A-C Electric Co.	340	R Baker & Son	595	Castle Contracting LLC	455	M.C. Dean	20
ACCO Engineered Systems	14	Barnhart Crane and Rigging	65	CB Structures	349	Del Monte Electric Co.	467
Ace Electric Inc.	270	Barnum & Celillo Electric Inc.	336	CEC Cos.	204	Delaware Elevator Inc.	301
Ackerman Plumbing Inc.	556	Basden Steel Corp.	199	Ceco Construction Group	25	Delta Diversified Enterprises Inc.	265
ACME Constructors Inc.	428	Batchelor & Kimball Inc.	90	Centerline Inc.	498	The Demo Co. LLC	579
Acme Electric Co.	458	Otto Baum Co. Inc.	438	CentiMark Corp.	24	Demolition & Asbestos Removal Inc.	559
Acousti Engineering Co. of Florida	130	Bayside Interiors Inc.	321	Central Ceilings Inc.	361	J. Derenzo Cos.	96
Acoustic Ceiling and Partition Co.	418	Beach Electric Co Inc.	548	Centuri Group Inc.	11	Desert Mechanical Inc.	530
ACS System Associates	258	Beacon Piping Co.	532	Century Mechanical Contractors Inc.	518	The DiGesare Group	326
Action Electrical & Mechanical Contractors	368	Beard Construction Group LLC	439	Century Steel Erectors Co. LP	562	Diversified Utility Services Inc.	190
Adamo Group Inc.	445	Beaver Excavating Co.	114	Certified Coatings Co.	561	Donley's Concrete Group	213
AdvanceTEC LLC	473	Beckstrom Electric	449	Chapel Electric Co. LLC	202	Doral Corp.	414
J.F. Ahern Co.	80	Bel-Aire Mechanical Inc.	280	Charter Mechanical	271	Dore & Associates Contracting Inc.	509
Ajay Glass Co.	446	Beltline Electric Co. Inc.	515	Cherry Cos.	172	Douglass Colony Group	332
Alaka'i Mechanical Corp.	373	The Berg Corp.	533	W.A. Chester LLC	308	Drill Tech Drilling & Shoring Inc.	146
The George D. Alan Co.	454	Bergelectric Corp.	57	CJ Drilling Inc.	351	Dual Temp Co.	560
Joseph J. Albanese Inc.	94	Berkel	109	Clean Earth	99	Ducci Electrical Contractors Inc.	285
Aldridge Electric Inc.	47	Bermudez, Longo, Diaz-Masso LLC	161	Cleary Construction Inc.	411	E.M. Duggan Inc.	139
All State Construction Inc.	491	Bernhard Woodwork Ltd.	593	Cleveland Cement Contractors Inc.	370	Dunbar Mechanical Inc.	315
All-South Subcontractors Inc.	569	Best Contracting Services Inc.	197	Cleveland Electric Co.	81	Dunn Building Co. LLC	346
Alterman Inc.	242	Bierlein Cos. Inc.	278	Cochran Inc.	126	Durr Heavy Construction LLC	527
American Direct	245	BOND Brothers Inc.	31	Collins Electrical Co. Inc.	192	<b>E</b>	
American Technologies Inc.	97	Bonland Industries Inc.	356	Comfort Systems USA Inc.	8	Edgerton Contractors Inc.	380
AMPAM Parks Mechanical Inc.	164	Frank M. Booth Inc.	267	Commercial Roofers Inc.	546	Egan Co.	113
Amteck LLC	163	Boudreau Pipeline Corp.	359	Commonwealth Electric Co. of the Midwest	181	E-J Electric Installation Co.	38
Apex Imaging Services	318	Bouma Corp.	435	ComNet Communications LLC	243	Eldeco Inc.	257
Apex Steel Inc.	464	W. Bradley Electric Inc.	209	Comprehensive Energy Services Inc.	408	Ellingson Cos.	299
APG	312	Brandenburg Industrial Service Co.	132	Concrete Protection & Restoration Inc.	539	Davis H. Elliot Co. Inc.	78
API Group Inc.	5	BrandSafway	4	Concrete Strategies	148	Ely Concrete Construction	425
Apollo Mechanical Contractors	52	Brandt	39	Concrete Value Corp.	159	EMCOR Group Inc.	2
ARC Abatement	431	Brazos Masonry Inc.	488	Condon-Johnson & Associates Inc.	183	Enclos Corp.	79
Architectural Glass & Aluminum	279	J.M. Brennan Inc.	283	Construction & Turnaround Services	276	Encore Electric Inc.	128
Architectural Wall Systems LLC	398	BrightView Landscape Development Inc.	40	Conti Corp.	41	Enterprise Properties Inc.	277
ArchKey Solutions	30	Broadway Electric Service Corp.	154	Continental Electrical Construction Co.	226	EnviroCon Systems Inc.	508
Arden Building Cos. LLC	175	Broadway Electric Inc.	293	Corbins Electric	316	ERMCO Inc.	195
Area Energy & Electric Inc.	302	Brodie Contractors Inc.	551	CR Lighting & Electric Inc.	521	ERSI	576
Area Erectors Inc.	393	Brooks-Berry-Haynie & Associates Inc.	307	Dee Cramer Inc.	432	ESA/1 Priority	367
Ascher Brothers Co. Inc.	396	Dee Brown Inc.	484	F.L. Crane & Sons Inc.	210	Expanse Electrical Co.	214
Aschinger Electric Co.	433	Buesing Corp.	391	Crawford Tracey Corp.	542	<b>F</b>	
ASRC Industrial Services	60	Builders Plus Inc.	490	Critchfield Mechanical Inc.	120	Faith Technologies Inc.	23
Associated Mechanical Contractors Inc.	402	Building Control Integrators	577	J. Crompton Electric Inc.	516	Fenton Rigging & Contracting	482
Associated Mechanical Contractors Inc.	531	Buist Electric Inc.	290	Crosby-Brownlie Inc.	378	Ferguson Trenching Co.	437
Atlantic Constructors Inc.	206	The Bulldog Group Inc.	365	Crown Corr Inc.	124	Ferguson Trenching Co.	478
Atlantic Electric LLC	489	<b>C</b>		JRCRUZ Corp.	287	Feyen Zylstra LLC	260
ATS Drilling Inc.	580	C3M Power Systems LLC	444	CSE Inc.	423	Fiore & Sons Inc.	289
Avalotis Corp.	406	Cache Valley Electric Co.	53	Gullum Mechanical Construction Inc.	436	Fisk Electric Co.	86
Azco Inc.	92	CAID Industries Inc.	374	Cummings Electrical LP	203	Five Star Electric Corp.	73
B&J Contractors Inc.	220	California Drywall	153	Cupertino Electric Inc.	15		

# Where To Find the Top 600

FIRM	RANK	FIRM	RANK	FIRM	RANK	FIRM	RANK
Flagger Force Traffic Control Services	314	Heller Electric Co. Inc.	401	Kasselman Electric Co. Inc.	474	M.G. McGrath Inc.	249
Floorz	506	Hemma Concrete Inc.	345	KEAR Civil Corp.	597	McHugh Concrete Construction Inc.	196
Florence Electric LLC	385	JB Henderson Construction Co. Inc.	238	Kearney Electric Inc.	581	McKenney's Inc.	83
Fly & Form Structures Inc.	281	Henkels & McCoy Group	6	L. Keeley Construction	145	McKinstry	29
Flynn Group	26	HEPACO LLC	217	Keller North America	9	MCM Management Corp.	288
Foundation Constructors Inc.	409	Hermanson Co. LLP	138	JH Kelly LLC	74	MDU Construction Services Group Inc.	12
Fountain Construction Co. Inc.	456	High Light Electric Inc.	592	Kelso-Burnett	201	Mechanical Inc.	88
Freestate Electrical Cos.	127	Hill Mechanical Corp.	106	Kent Cos. Inc.	95	Meisner Electric Inc.	329
W.L. French Excavating Corp.	256	HIS Constructors Inc.	447	Keystone Concrete	58	Menard Group USA	392
Fresh Meadow Mechanical Corp.	194	Hi-Tech Electric Inc.	323	KHS&S Contractors	69	Adrian L. Merton Inc.	471
Frischhertz Electric Co. Inc.	381	Hodess Cleanroom Construction	424	Kiely Family of Cos.	137	Metro Mechanical Inc.	513
<b>G</b>		The Holbrook Co. Inc.	557	Kimbel Mechanical Systems Inc.	264	Mid Atlantic Mechanical Inc.	476
Gaines & Co.	339	Hoover Construction Co.	524	Kimmins Contracting Corp.	369	Mid-City Electric/Technologies	319
TG Gallagher	212	Humphrey & Associates Inc.	263	King of Texas Roofing Co. LP	534	Mid-Continental Restoration Co. Inc.	507
Gaylor Electric Inc.	118	Hunt Electric Corp.	45	Koontz Electric Co. Inc.	426	Midstate Mechanical Inc.	590
General Sheet Metal	386	Hussung Mechanical Contractors Inc.	259	Kovach Building Enclosures	262	Midwest Drywall Co. Inc.	304
Geo-Solutions Inc.	420	Hypower Inc.	320	KPost Co.	333	Midwest Steel	234
Gibson Landscape Services Inc.	585	<b>I</b>		KSW Mechanical	123	Midwest Steel Co. Inc.	584
Giroux Glass Inc.	430	icon Mechanical Construction & Engineering LLC	231	<b>L</b>		Miller Electric Co.	101
Richard Goettle Inc.	309	IES Holdings Inc.	22	Lafayette Metal & Glass Co.	472	Miller Electric Co.	77
Goyette Mechanical Co.	311	IMS Masonry Inc.	460	Lake Erie Electric Cos.	169	Miller Insulation Co. Inc.	338
Graham County Land Co. LLC	457	Independence Excavating Inc.	134	Lakeshore Environmental Contractors LLC	571	Alfred Miller Contracting	535
Graydaze Contracting Inc.	451	Industrial Power Systems Inc.	337	Landmark Construction Co.	269	MillerClapperton	404
Grazzini Brothers & Co.	511	Infinity Contractors Int'l Ltd.	550	Largo Concrete Inc.	51	MKB Construction Inc.	522
Greater Metroplex Interiors Inc.	232	Inglett & Stubbs LLC	135	Latite Roofing LLC	363	MKD Electric	341
John E. Green Co.	140	Integrated Facility Services Inc.	343	Leed Electric Inc.	536	MMC Contractors Inc.	66
Greenberry Industrial LLC	191	Interior Contractors Inc LLC	504	Legacy Mechanical Inc.	568	MMR	21
Gregory Electric Co. Inc.	360	Interior Technology Inc.	599	Dorvin D. Leis Co. Inc.	156	Modern Cos. Inc.	235
Greiner Electric LLC	376	International Asbestos Removal Inc.	412	Letsos Co.	233	Mona Electric Group Inc.	186
Gribbins Insulation Co. Inc.	503	International Chimney Corp.	479	Level 5 Inc.	598	R.T. Moore Co. Inc.	248
Griffin Dewatering	493	Interstate Mechanical Corp. dba IMCOR	399	Limbach Facility Services	55	Morrow-Meadows Corp.	43
D.H. Griffin Wrecking Co. Inc.	171	Interstates	150	Lithko Contracting LLC	27	The Morse Group Inc.	165
Wayne J. Griffin Electric Inc.	67	Intex Electrical Contractors Inc.	358	Long Painting Co.	538	Motor City Electric Co.	68
Group Builders Inc.	382	Intren LLC	48	LPR Construction	237	MSL Electric Inc.	558
Grunau Co.	218	Irex Contracting Group	125	Ludvik Electric Co.	162	MTech Mechanical	188
Grundman Mechanical Systems Inc.	600	ISC Constructors LLC	71	<b>M</b>		Murphy Co.	82
GSL Electric	422	ISEC Inc.	62	MacDonald-Miller Facility Solutions	102	Murray Co.	111
Guarantee Electrical Co.	182	Ivey Mechanical Co.	160	Malcolm Drilling Co. Inc.	59	Muth Electric Inc.	254
W.B. Guimarin & Co. Inc.	526	<b>J</b>		Manafort Brothers Inc.	136	MVerge	18
<b>H</b>		J&E Cos.	310	B.T. Mancini Co. Inc.	253	MYR Group Inc.	10
HACI Mechanical Contractors Inc.	347	Jacobson & Co. Inc.	211	W.D. Manor Mechanical Contractors Inc.	397	NASDI LLC	514
Haley-Greer Inc.	448	JAX Refrigeration Inc.	306	Marr Scaffolding Co.	505	National Coatings Inc.	547
Hampshire Fire Protection Co.	570	JD Traditional	591	H.J. Martin and Son	174	National Construction Enterprises Inc.	187
Harder Mechanical Contractors Inc.	34	JDC Demolition Co. Inc.	429	George E. Masker Inc.	517	National Enclosure Co.	555
Hardrock Concrete Placement Co. Inc.	255	J.F. Electric	144	Masonry Builders Inc.	589	Nations Roof	131
Hargrove Electric Co. Inc.	566	JMEG LLC	176	MasTec Inc.	3	Nead Electric	224
Harmon Inc.	100	Johnson and Jordan Inc.	400	Mayers Electric Co. Inc.	588	Network Infrastructure Inc.	352
Harrison Contracting Co.	427	Johnson-Davis Inc.	510	MB Mechanicals Holdings	121	Nevell Group Inc.	168
Hartman Walsh Industrial Services	495	<b>K</b>		McCarl's LLC	295	New River Electrical Corp.	91
Hatzel & Buehler Inc.	72	K&S Air Conditioning Inc.	552	McCrossin Foundations LLC	554	New Roads Environmental Services	540
Heartland Acoustics & Interiors Inc.	596	Kalkreuth Roofing and Sheet Metal	205	G.M. McCrossin Inc.	268	Newkirk Electric Associates Inc.	178
Helix Electric Inc.	28	Karsten Interior Services	468	O.C. McDonald Co.	469	The Newtron Group	36
Hellas Construction Inc.	143			McDougall Family of Cos.	246	Nicholson Construction Co.	223

# Where To Find the Top 600

FIRM	RANK	FIRM	RANK	FIRM	RANK	FIRM	RANK				
D.W. Nicholson Corp.	512	<b>Q</b>	Quality Interiors Inc.	583	SME Steel	49	<b>U</b>				
Nickle Electrical Cos.	497			Quality Plus Services Inc.	252	Allison Smith Co.		179			
North American Dismantling Corp.	470			Quanta Services	1	John Smith Masonry		477	U.S. Engineering Co. Holdings	56	
Northland Concrete & Masonry Co. LLC	216			QuestMark, a Division of CentiMark Corp.	266	SOEP Painting Corp.		545	Unistrut Construction	371	
NorthStar Group Services Inc.	46			<b>R</b>	R&R Window Contractors Inc.	582		Southern Air Inc.	230	United Chester Industries Inc., dba United Mechanical	395
NSC	322					Rachel Contracting		325	Southland Industries	17	United Forming Inc.
<b>O</b>	O'Connell Electric Co. Inc.	116	RAM Acoustical Corp.			520	Sowles Co.	389	United Mechanical	152	
		Oil Capital Electric	272			J. Ranck Electric	296	Spacecon Specialty Contractors	434	United Riggers and Erectors Inc.	537
		Oklahoma Electrical Supply Co. (OESCO)	286			W.A. Rasic Construction Co. Inc.	250	Specialty Finishes Inc.	528	Universal Builders Supply	284
		Orndorff & Spaid Inc.	466			The Raymond Group	158	Spectrum Mechanical & Service Contractors LLC	567	Universal Plant Services Inc.	33
		O'Rourke Wrecking Co.	541	Red Cedar Steel Erectors Inc.	483	Sprig Electric	115	<b>V</b>			
		Osburn Contractors LLC	141	Redwood Electric Group Inc.	50	Standard Drywall Inc.	76		Valley Electric	151	
<b>P</b>	P.A.L. Environmental Safety Corp.	155	A.O. Reed & Co.	219	Stark Excavating Inc.	324	Van Ert Electric Co. Inc.		240		
		P1 Group Inc.	119	Rembo Geotechnical Contractors Inc.	587	The State Group Inc.	64		Vaughn Industries LLC	198	
		Pacific Rim Mechanical Contractors Inc.	207	Remedial Construction Services LP	170	StellFab Inc.	19		Veit & Co. Inc.	147	
		Pacific Structures Inc.	105	RHP Mechanical Systems	453	Structural Technologies	37		Ventana	236	
		Palmetto Automatic Sprinkler	461	Riggs Distler & Co. Inc.	63	Sun Valley Masonry Inc.	379	Vidimos Inc.	544		
		Pan-Pacific Mechanical LLC	85	RK Mechanical Inc.	70	Suntec Concrete Inc.	75	<b>W</b>			
Alex E. Paris Contracting Co.	229	RKS Plumbing and Mechanical Inc.	486	Sunwest Electric Inc.	413	W&W Glass LLC	184				
Patriot Erectors LLC	405	RMF Nooter	228	Superior Gunite	442	Wachter Inc.	122				
PayneCrest Electric Inc.	177	The Rockwell Group Inc.	575	Superior Rigging & Erecting Co. Inc.	394	E.S. Wagner Co.	244				
Penhall Co.	108	Rogers	89	Sure Steel Inc.	208	Walker Engineering Inc.	61				
Penington Painting Co.	578	Rommel Construction Group	225	Swanson & Youngdale Inc.	362	Ward Electric Co. Inc.	415				
John A. Penney Co. Inc.	303	The Roof Depot Inc.	348	K.R. Swerdfeger Construction Inc.	366	R.W. Warner Inc.	410				
Performance Contracting Group Inc.	13	Roofing Solutions LLC	529	The Systems Group Inc.	350	Wasco Inc.	481				
Perlectric Inc.	327	Rosendin Electric	7	<b>T</b>	T.A.S. Commercial Concrete Construction LLC	104	Washington IronWorks	375			
Perreca Electric Co. Inc.	501	Rotolo Consultants Inc.	494		Tartton and Son Inc.	450	Wayne Brothers Inc.	193			
Persons Services Corp.	543	Ruston Paving Co. Inc.	355		Taylor Electric Inc.	354	Wayne's Roofing Inc.	462			
Martin Petersen Co. Inc.	294	Ruttura & Sons Construction Co. Inc.	251		TDIndustries	32	WDF Inc.	107			
Peterson Mechanical Inc.	465	Ryan Inc. Central	185		Team Industrial Services Inc.	44	Weifield Group Contracting	275			
Petillo Inc.	239	<b>S</b>	S&F Concrete Contractors Corp.		157	TEC-Corp.	317	West Valley Construction Co. Inc.	180		
Philadelphia D&M	247			Sauer Holdings Inc.	166	TEC Industrial	173	Westates Mechanical Corp. Inc.	594		
Philips Brothers Electrical Contractors Inc.	407			Schlouch Inc.	335	Terra Millennium Corp.	54	Western Allied Corp.	383		
Piedmont Mechanical Inc.	565			Schreiber Corp.	330	Terry's Electric Inc.	403	Western Partitions Inc.	117		
Pioneer Cladding & Glazing Systems Inc.	344			Schuff Steel Co.	35	Texas Scenic Co.	492	Western Specialty Contractors	133		
The PIPCO Cos. Ltd.	553			Schwager Davis Inc.	419	Thomas Industrial Coatings Inc.	475	White Electrical Construction Co.	297		
Pittsburg Tank & Tower Group Inc.	300	Schwob Energy Services LLC	291	Thomas Thompson & Sons	388	Wiegmann Associates	487				
Plateau Excavation Inc.	112	SDB Contracting Services	331	Thome Associates Inc.	364	TJ Wies Contracting Inc.	328				
Polk Mechanical Co. LLC	227	Seedorff Masonry Inc.	525	Tilson Technology Management Inc.	334	The Williams Group	221				
Power Design	42	Select Demo Services LLC	274	TLC Diversified	519	Wilson Electric Services Corp.	222				
Poynter Sheet Metal	305	Sentinel Safety & Security Group LLC	485	W.G. Tomko Inc.	273	Winter Environmental, a Div. of The Winter Construction Co.	564				
Precision Concrete Construction Inc.	215	Seretta Construction Inc.	282	Total Civil Construction	459	The Witmer Group	572				
Precision Environmental Co.	441	L.M. Sessler Excavating & Wrecking Inc.	586	Traffic Control Devices Inc.	292	<b>X</b>					
Precision Walls Inc.	129	Shadrock & Williams Masonry	549	Tri-City Electric Co. of Iowa	149		Xcel Mechanical Systems Inc.	417			
Premier Electrical Corp.	377	Shaw Electric Co.	342	Tri-City Electrical Contractors Inc.	98		<b>Y</b>				
Prime Controls LP	200	Shelley Electric Inc.	463	The Tri-M Group LLC	261			YTG LLC	189		
Prime Electric	84	Sierra Pacific West Inc.	440	Trinity Drywall and Plastering Systems LP	353						
PRISM Spectrum Holdings LLC	313	Slack & Co. Contracting Inc.	499	Truesdell Corp.	416						
Pro-Craft Construction Inc.	502			TSI Corp.	372						
PRT	357			TWC Concrete Services LLC	523						
Pyramid Electric Inc.	574										